

Fiberglass Exterior Doors

Full Program Offering



MAHOGANY WOODGRAIN
TEAK WOODGRAIN
OAK WOODGRAIN
SMOOTH



TABLE OF CONTENTS

Product Information

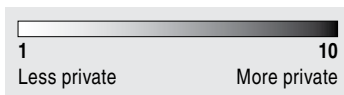
- 3 Features & Benefits
- 4 Fiberglass Door Finishes
- 5 Custom Paint Options
- 6 Jamb Options
- 8 Energy Efficiency & Ratings
- 10 Rough Opening Information
- 12 Warranty
- 13 Finishing Instructions

Beauty Shot Galleries

- 14 Decorative & Metro™
- 40 Obscure

Privacy Rating (PR)

Our glass collections are assigned a privacy rating based on the overall obscurity of the glass types used.



See glass collection pages for ratings.

Signature Glass Collections

- 16 Silverdale®
- 18 Lakewood®
- 20 Ashborne™ **N**
- 21 Pomona™ **N**
- 22 Carmel™
- 23 Phoenix™
- 24 Medina®
- 25 Sapphire™
- 26 Preston®
- 28 Brilliant Star™
- 29 Monroe™
- 30 Clarkston™ **E**
- 31 Tideland™ **N**
- 31 Denton™ **N**
- 32 Mission Pointe™
- 33 Rochester™
- 34 Star
- 35 Fleur De Lis

Wrought Iron Glass Collections

- 36 Bellante™, Marcello™, San Angelo™
- 37 Torino™

Designer Glass Collections

- 38 Willow Brook™, Hopewell™, Cosmopolis™, Bevel
- 39 Kincaid™, Ridgway™, Sena™

Obscure Glass Collections

- 41 Modern Teak Doors
- 42 Metro™ Doors
- 44 Obscure Glass

Additional Collections

- 46 Simulated Divided Lites (SDL)
- 50 Clear Lites & Mini Blinds
- 52 Vent Lites & Pet Doors
- 53 Panel Doors
- 54 Impact Options **E**
- 59 8'0" Height Doors **E**

N New Collection

E Expanded Offering

Please see your store Associate for ordering assistance.

Customer Service: 800-375-8120
Monday–Friday 5:30am to 5pm (PST)
Warranty Tech Line: 888-533-2843

Distinctive character is brought to life through the hand-staining expertise of our craftsmen. Unique stain variations are to be expected—these are treasured elements of the real-wood look.

Pictures depicted in this brochure may have been graphically enhanced for illustration purposes.

Printer and monitor limitations prevent exact color duplication for finished products shown in this brochure.

FEATURES & BENEFITS

BEAUTY, FUNCTIONALITY, SECURITY, AND ENERGY EFFICIENCY



A
Environmentally friendly CFC-free polyurethane foam core provides insulation



E
High-definition panel embossments provide elegant curb appeal



B
16" wood lock block and jamb security plate resists forced entry



F
Unique, textured woodgrain detail in every design replicates the true look of a real wood door



C
Unfinished PVC jamb, full non-rot protection



G
High performance lite-frame. Resists discoloration and warping



D
Composite adjustable threshold and door sweep limit air and water infiltration



H
LVL stiles with composite stiles/rails



Molded doorlite openings minimize landfill waste, reinforce door structure and doorlite support and protect against moisture



Oak Woodgrain—Lakewood® Patina 3/4 Oval Door in Medium finish

ENHANCED APPEARANCE

Matching came, sill, and hinge* finish




Brass Patina Zinc

Ball bearing hinges reduce door sag and hinge wear



Brass Patina Zinc

Composite anodized sill resists deterioration



Brass Patina Zinc

Triple-pane decorative glass provides superior insulation

*Stainless steel ball bearing hinges:
Option on outswing doors
Standard on outswing Impact Collection doors



ENERGY STAR® certified models available for all 50 states

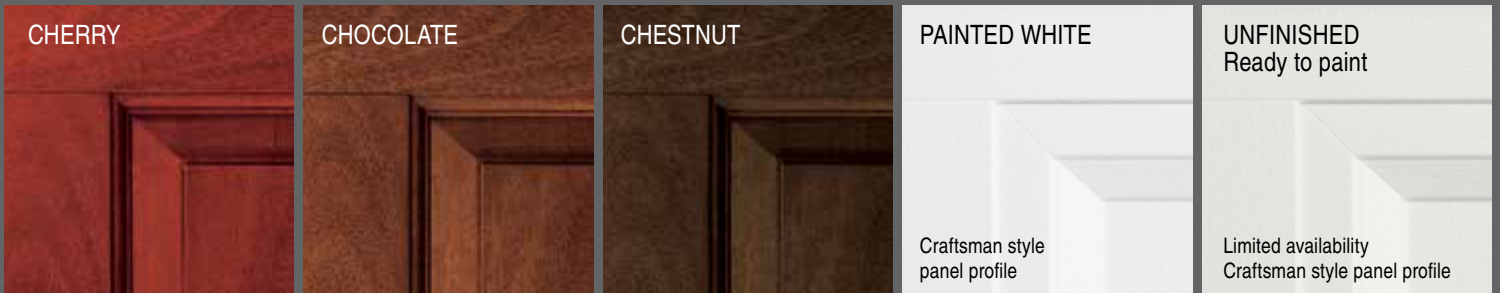
FEATHERRIVERDOORS.COM

FIBERGLASS DOOR FINISHES

TEAK WOODGRAIN



MAHOGANY WOODGRAIN



COTTAGE MAHOGANY WOODGRAIN



OAK WOODGRAIN



SMOOTH



Our finishes are hand stained or painted to enhance the details of the grain, resulting in a unique and distinctive finish.

CUSTOM PAINT OPTIONS

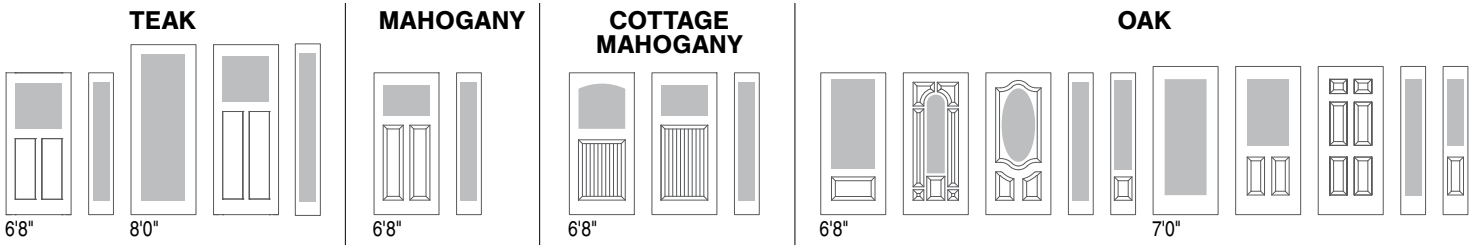


Add dramatic curb appeal without the mess and the hassle of having to paint yourself. It's easy with Feather River pre-painted doors. All you have to do is choose the color(s) you want.


Bright White Light 7757	Pure White 7005	Antique White 6119	Sun Fire 1141	<ul style="list-style-type: none"> • Durable paint finish • Two-color (interior and exterior) option available • Touch up paint included with all special orders • PVC jamb width options, see page 6-7
Gray Grey 7075	Stormwind 7072	Sage Mist 6178	Spring Coral 6606	
Elder Tree 2809	Burnt Cranberry 2801	Wine Red	Rich Cinnamon 7591	
Timeless Black 6258	Black Coffee 6006	Rich Soil 7510	Space Blue 6244	



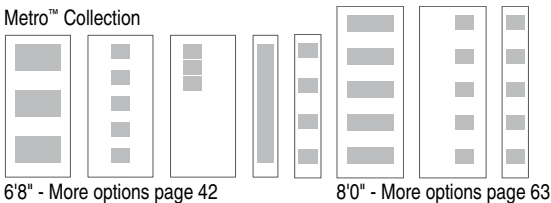
AVAILABLE STYLES



SMOOTH



Metro™ Collection



ALSO AVAILABLE:

- Flush-glazed / Impact – pages 54-58
- Simulated Divided Lites (SDL) – pages 46-49
- PVC Transoms – page 6

Note: Colors shown are an approximate representation of the actual color. Actual finished color may vary in tone/shade (darker or lighter) from what is shown in brochure.

JAMB OPTIONS

UNFINISHED WHITE WOODGRAIN PVC JAMB SYSTEM (Standard Option)

Standard option on both Woodgrain and Smooth Fiberglass

Unfinished

Ready to paint

Low Maintenance

- Will not rot or absorb moisture
- Insect resistant

Energy Efficient

Less heat transfer vs. common frame materials

Pre-painted

Available as an option with any pre-painted door. Option available for exterior and interior color choice. Jamb color will match door color chosen or choose Painted White.



80" and 96" Nominal Heights
Available Widths:
4-9/16"
5-1/4"
6-9/16"
8-9/16"

PRIMED FINGER-JOINTED WOOD JAMB (Option)

Primed white jambs are ready to paint and require regular maintenance over the life of the door.



Primed White

80" Nominal Height	96" Nominal Height
Available Widths:	Available Widths:
4-9/16"	4-9/16"
5-1/4"	5-1/4"
6-9/16"	6-9/16"
8-9/16"	
12"*	

Wood jamb comes standard with the Feather River Sill Key™ System. Sill Key™ doesn't allow jamb bottom to sit on sub floor or sill where it is susceptible to water damage.

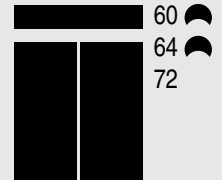
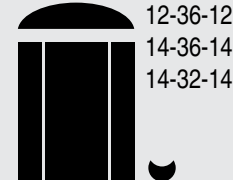

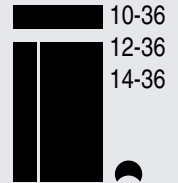
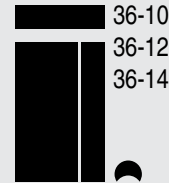


* Not available with Sill Key™. Single and double doors only.





TRANSOMS

Matching PVC transom frames are available in the configurations below. Directly attach transoms to the door unit. Or, install transoms in a separate rough opening. Feather River ships unattached transoms with door unit. Non-impact only, no HVHZ or WBD rating available.



Heights 12 and 14-3/4 unless otherwise noted

 12 height only

 14-3/4 height unfinished PVC only

Widths listed next to configuration



PRE-COLORED

WOODGRAIN PVC JAMB SYSTEM (Upgrade Option)

Available option on Woodgrain Fiberglass. PVC pre-colored jamb system complements our hand stained door's overall door finish, enhancing its beautiful aesthetics. The jamb system is made of PVC which prevents rot and does not peel, fade, or warp. It is easy to maintain as it doesn't require refinishing or UV protection over time. The PVC pre-colored jamb system is a great component to the Feather River door system in achieving its maximum performance.

Note: Designed to complement the overall door finish; color will not match hand stained finishes perfectly.
Note: Not available for transoms.

TEAK PRE-COLORED



Widths: 4-9/16", 5-1/4" and 6-9/16"

PRE-COLORED WHITE PVC JAMB SYSTEM



Widths: 4-9/16", 5-1/4" and 6-9/16"
on both Woodgrain and Smooth Fiberglass

OAK PRE-COLORED



Light Oak



Medium Oak




Walnut Oak

Widths: 4-9/16", 5-1/4" and 6-9/16"

MAHOGANY PRE-COLORED



Honey Mahogany



Cherry Mahogany



Chocolate Mahogany



Chestnut Mahogany


Widths: 4-9/16", 5-1/4" and 6-9/16"

HAND STAINED

WOODGRAIN PVC JAMB SYSTEM (Upgrade Option)

This is a hand stained woodgrain PVC jamb option that offers full non-rot protection to best complement our hand stained door finishes. The hand stain method brings out the elegant woodgrain detail and truly enhances the overall beauty of the entire door system. The stain is protected with a UV polyurethane top coat and will require periodic maintenance similar to the door system.


WOODGRAIN TEAK FINISH



Cocoa Teak

Widths: 4-9/16", 5-1/4" and 6-9/16"

WOODGRAIN OAK FINISHES



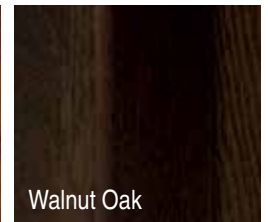
Ash Oak



Light Oak




Medium Oak



Walnut Oak

Widths: 4-9/16", 5-1/4" and 6-9/16"


WOODGRAIN MAHOGANY FINISHES




Honey Mahogany



Cherry Mahogany



Chocolate Mahogany



Chestnut Mahogany

Widths: 4-9/16", 5-1/4" and 6-9/16"

NOTE: Double door setups for all pre-stained Woodgrain Doors – Astragal will not be stained but will be "Painted" to complement the stain finish.

Note: A close up of the door system—jamb on the left and door panel on the right—shown in the images above.

ENERGY EFFICIENCY & RATINGS

FUNCTIONALITY

All Feather River Fiberglass Doors are energy efficient and designed to stand up to all seasons, so your home stays warm during the winter months and cool during the summer. Imagine the savings from a fiberglass door which is up to five times more energy efficient than a traditional wood door.

Many of our doors are ENERGY STAR certified. The chart beginning below and continuing on page 9 shows a listing of the U-Factor and SHGC (Solar Heat Gain Coefficient) for all of our Exterior Door Products. Certified units must hit the U-Factor, Solar Heat Gain Coefficient in their climate zone, and air leakage listed in the chart to the right. Visit energystar.gov for your area's climate zone detail.



Feather River offers ENERGY STAR certified door models in all 50 states.

Version 7.0 Effective: 10/23/2023

Glazing Level	Climate Zone	U-Factor ¹	SHGC ²
Opaque	All Zones	≤ 0.17	No Rating
≤ ½-Lite	All Zones	≤ 0.23	≤ 0.23
> ½-Lite	Northern	≤ 0.26	≤ 0.40
	North-Central		
	South-Central	≤ 0.28	≤ 0.23
	Southern		

Air Leakage for Swinging Doors ≤ 0.5 cf/m/ft²

¹ Btu/h-ft²-°F

² Solar Heat Gain Coefficient

U-Factor: The heat transfer per time per area and per degree of temperature difference. The U-factor multiplied by the interior–exterior temperature difference and by the projected fenestration product area yields the total heat transfer through the fenestration product due to conduction, convection, and long wave infrared radiation. Expressed here in units of Btu/h-ft²-°F.

Solar Heat Gain Coefficient (SHGC): The ratio of the solar heat gain entering the space through the fenestration product to the incident solar radiation. Expressed as a value between 0 and 1.

Air Leakage (AL): Measures the rate at which air passes through joints in the window. AL is measured in cubic feet of air passing through one square foot of window area per minute. The lower the AL value, the less air leakage. Most industry standards and building codes require an AL of 0.3 cf-m/ft².

ENERGY RATINGS INFORMATION

In some years the government has offered a federal tax credit for energy-efficient products that meet or exceed ENERGY STAR performance levels for doors. Please visit irs.gov and energystar.gov for additional information regarding tax credit availability or visit featherriverdoors.com for additional information regarding energy efficiency. **PVC jamb ratings shown in chart.**

NFRC Size Designation	Feather River Door Description
1/4 Lite ≤ 410 sq in	Fanlite, Craftsman, Craftsman Rectangle, Craftsman Arch, Center Arch, 3/4 Oval (Smooth, Smooth Impact—30"), Metro (3-4-5-6 Lite Straight, 3-Lite Zag, 3-Lite Mix, 1-3-4 Lite Square/Diamond, 1-Lite Left/Middle/Right, 3-Lite Narrow), Teak (3-Lite Small, 3-Lite Large)
1/2 Lite ≤ 900 sq in	Half Lite, 3/4 Oval (Mahogany, Oak, Smooth Impact—36"), Center Arch (8/0), Cottage Craftsman Arch, Full Oval, Metro (3-Lite Craftsman, 4-5-6 Lite Narrow, 2-Lite Twin), Teak (Lighthouse, 2-Lite, 1-Lite, 4-Lite)
3/4 Lite ≤ 1100 sq in	3/4 Lite, Half Lite (8/0), Metro (4-Lite Craftsman)
Full Lite > 1100 sq in	3/4 Lite (8/0), Full Lite, Full Lite RT
Opaque/No Glass	All Panel Doors

NFRC Size Designation	Feather River Sidelite Description
1/4 Lite ≤ 65 sq in	N/A
1/2 Lite ≤ 281 sq in	Craftsman, Half Lite, Center Arch (Oak), Metro (4-5-6 Lite)
3/4 Lite ≤ 381 sq in	Center Arch (Mahogany), 3/4 Lite (Oak, Smooth, Mahogany), Full Lite (Oak, Smooth, Mahogany—12"/10"), Full Lite (Smooth Impact—10")
Full Lite > 381 sq in	Full Lite (Mahogany—14"), Full Lite (Teak—14"/12"), Full Lite (Smooth Impact—14"/12")
Opaque/No Glass	N/A

ENERGY RATINGS CHART

Will not qualify under ENERGY STAR guidelines.

Will not qualify in the Northern and North-Central climate zones under ENERGY STAR guidelines.

Note: Transoms do not qualify for the tax credit. Any tax credit, if available, would be based on "qualified" Door with Sidelites or Double Door configuration.

Note: Ratings shown here are with PVC Jamb. Wood jamb ratings can be found in the Performance Data section of our Resources on featherriverdoors.com.

Teak Woodgrain Style Fiberglass Entry Doors & Sidelites

TYPE	SWING	GLAZING	1/4 Lite ≤ 410 sq in		1/2 Lite ≤ 900 sq in		3/4 Lite ≤ 1100 sq in		Full Lite > 1100 sq in	
			U-factor	SHGC	U-factor	SHGC	U-factor	SHGC	U-factor	SHGC
Fiberglass Door	Inswing & Outswing	Triple Pane—Decorative/Obscure (5mm) Glass	0.22	0.10	0.26	0.18	N/A	N/A	N/A	N/A
		Triple Pane—Obscure (5mm) Glass with Grid	N/A	N/A	0.26	0.14	N/A	N/A	N/A	N/A
		Dual Pane—Low E-270 (Clear)	0.21	0.08	0.25	0.15	N/A	N/A	N/A	N/A
		Dual Pane—Low E-270 (Internal Grille)	N/A	N/A	0.25	0.15	N/A	N/A	N/A	N/A

TYPE	SWING	GLAZING	1/4 Lite ≤ 65 sq in		1/2 Lite ≤ 281 sq in		3/4 Lite ≤ 381 sq in		Full Lite > 381 sq in	
			U-factor	SHGC	U-factor	SHGC	U-factor	SHGC	U-factor	SHGC
Fiberglass Sidelite	Inswing & Outswing	Triple Pane—Decorative/Obscure (5mm) Glass	N/A	N/A	N/A	N/A	N/A	N/A	0.29	0.17
		Dual Pane—Low E-270 (Clear)	N/A	N/A	N/A	N/A	N/A	N/A	0.28	0.14

Air Leakage ≤ 0.3 cf/m/ft²

Please visit our Resources page on featherriverdoors.com for the latest energy ratings information in the Performance Data section.

Mahogany Woodgrain Style Fiberglass Entry Doors & Sidelites

TYPE	SWING	GLAZING	1/4 Lite ≤ 410 sq in		1/2 Lite ≤ 900 sq in		3/4 Lite ≤ 1100 sq in		Full Lite > 1100 sq in	
			U-factor	SHGC	U-factor	SHGC	U-factor	SHGC	U-factor	SHGC
Fiberglass Door	Inswing & Outswing	Triple Pane—Decorative/Obscure (5mm) Glass	0.20	0.09	0.23	0.15	0.26	0.20	N/A	N/A
		Triple Pane—Low E Decorative/Obscure (5mm) Glass	0.19	0.07	0.22	0.12	0.23	0.16	N/A	N/A
		Dual Pane—Craftsman 6-Lite (Mahogany/Smooth)	0.23	0.10	N/A	N/A	N/A	N/A	N/A	N/A
		Dual Pane—Low E-270 (Clear/Craftsman)	0.20	0.08	N/A	N/A	0.25	0.20	N/A	N/A
		Dual Pane—Low E Wrought Iron	0.19	0.07	0.23	0.13	0.25	0.17	N/A	N/A
		Triple Pane—Laminated Impact Glass	0.20	0.08	0.24	0.15	0.26	0.20	N/A	N/A
		Opaque/No Glass (Flush/Embossed)	U-Factor = 0.15 SHGC = 0.01							

TYPE	SWING	GLAZING	1/4 Lite ≤ 65 sq in		1/2 Lite ≤ 281 sq in		3/4 Lite ≤ 391 sq in		Full Lite > 391 sq in	
			U-factor	SHGC	U-factor	SHGC	U-factor	SHGC	U-factor	SHGC
Fiberglass Sidelite	Inswing & Outswing	Triple Pane—Decorative/Obscure (5mm) Glass	N/A	N/A	0.21	0.09	0.23	0.12	0.26	0.16
		Dual Pane—Low E Wrought Iron	N/A	N/A	0.21	0.08	0.23	0.10	0.25	0.13
		Dual Pane—Low E-270 (Clear/Internal Grille/SDL)	N/A	N/A	0.21	0.08	N/A	N/A	0.25	0.14
		Triple Pane—Laminated Impact Glass	N/A	N/A	0.22	0.09	0.23	0.11	0.26	0.15
		Dual Pane—Low E (Mini Blind UP)	N/A	N/A	N/A	N/A	0.28	0.11	N/A	N/A
		Air Leakage ≤ 0.3 cfm/ft²								

Oak Woodgrain and Smooth Style Fiberglass Entry Doors & Sidelites

TYPE	SWING	GLAZING	1/4 Lite ≤ 410 sq in		1/2 Lite ≤ 900 sq in		3/4 Lite ≤ 1100 sq in		Full Lite > 1100 sq in	
			U-factor	SHGC	U-factor	SHGC	U-factor	SHGC	U-factor	SHGC
Fiberglass Door	Inswing & Outswing	Triple Pane—Decorative/Obscure (5mm) Glass	0.19	0.09	0.21	0.15	0.22	0.20	0.24	0.27
		Triple Pane—Low E Decorative/Obscure (5mm) Glass	0.18	0.07	0.20	0.12	0.21	0.16	0.23	0.21
		Dual Pane—Low E Wrought Iron	0.19	0.07	0.22	0.13	0.24	0.17	0.27	0.23
		Dual Pane—Low E-270 (Clear/Internal Grille)	0.19	0.08	0.22	0.15	0.24	0.20	0.27	0.26
		Dual Pane—Low E (Mini Blind UP)	N/A	N/A	0.26	0.12	0.29	0.16	0.32	0.21
		Opaque/No Glass (Flush/Embossed)	U-Factor = 0.16 SHGC = 0.01							

TYPE	SWING	GLAZING	1/4 Lite ≤ 65 sq in		1/2 Lite ≤ 281 sq in		3/4 Lite ≤ 381 sq in		Full Lite > 381 sq in	
			U-factor	SHGC	U-factor	SHGC	U-factor	SHGC	U-factor	SHGC
Fiberglass Sidelite	Inswing & Outswing	Triple Pane—Decorative/Obscure (5mm) Glass	0.17	0.02	0.19	0.08	0.19	0.11	0.20	0.14
		Dual Pane—Low E Wrought Iron	0.18	0.02	0.21	0.07	0.23	0.09	0.25	0.12
		Dual Pane—Low E-270 (Clear/Internal Grille)	0.18	0.02	0.21	0.08	0.23	0.11	0.25	0.14
		Dual Pane—Low E (Mini Blind UP)	N/A	N/A	0.25	0.05	0.28	0.06	0.32	0.09
		Air Leakage ≤ 0.3 cfm/ft²								

Flush-glazed Teak Woodgrain, Oak Woodgrain, and Smooth Style Fiberglass Entry Doors & Sidelites

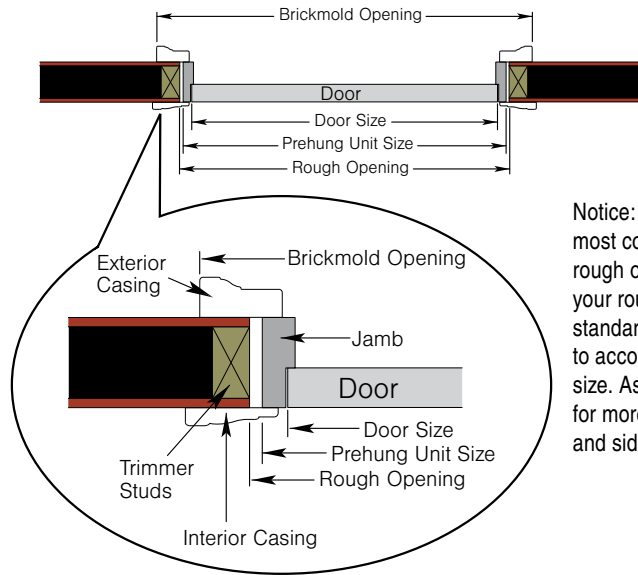
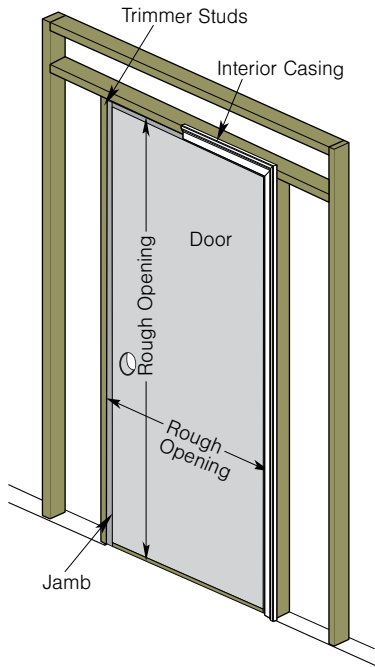
TYPE	SWING	GLAZING	1/4 Lite ≤ 410 sq in		1/2 Lite ≤ 900 sq in		3/4 Lite ≤ 1100 sq in		Full Lite > 1100 sq in	
			U-factor	SHGC	U-factor	SHGC	U-factor	SHGC	U-factor	SHGC
Fiberglass Door	Inswing & Outswing	Triple Pane—Laminated Impact Glass	0.21	0.08	0.24	0.15	0.27	0.20	0.30	0.26
		Triple Pane—Decorative/Obscure (5mm) Glass	0.21	0.09	0.24	0.15	0.26	0.20	0.30	0.27
		Triple Pane—Low E Decorative/Obscure (5mm) Glass	0.20	0.07	0.22	0.12	0.24	0.16	0.27	0.21
		Triple Pane—Laminated Low E Impact Glass	0.20	0.07	0.23	0.12	0.25	0.16	0.28	0.21
		Dual Pane—Laminated Low E Impact Glass	0.20	0.08	0.23	0.15	0.25	0.19	0.27	0.25
		Dual Pane—Low E Wrought Iron	0.20	0.07	0.23	0.13	0.25	0.17	0.28	0.23
		Dual Pane—Low E-270 (Clear/Internal Grille)	0.19	0.05	0.22	0.10	0.23	0.13	0.26	0.16
		Dual Pane—Low E (Mini Blind UP)	N/A	N/A	N/A	N/A	N/A	N/A	0.34	0.22
		Dual Pane—Laminated Low E Impact (Mini Blind UP)	N/A	N/A	N/A	N/A	N/A	0.32	0.21	

TYPE	SWING	GLAZING	1/4 Lite ≤ 65 sq in		1/2 Lite ≤ 281 sq in		3/4 Lite ≤ 391 sq in		Full Lite > 391 sq in	
			U-factor	SHGC	U-factor	SHGC	U-factor	SHGC	U-factor	SHGC
Fiberglass Sidelite	Inswing & Outswing	Triple Pane—Laminated Impact Glass	N/A	N/A	0.24	0.15	0.26	0.19	0.30	0.26
		Triple Pane—Decorative/Obscure (5mm) Glass	N/A	N/A	0.23	0.15	0.26	0.20	0.29	0.27
		Triple Pane—Laminated Low E Impact Glass	N/A	N/A	0.22	0.12	0.24	0.16	0.27	0.21
		Dual Pane—Laminated Impact Glass	N/A	N/A	0.26	0.18	0.29	0.24	0.33	0.32
		Dual Pane—Laminated Low E Impact Glass	N/A	N/A	0.22	0.14	0.24	0.19	0.27	0.25
		Dual Pane—Low E Wrought Iron	N/A	N/A	0.23	0.13	0.25	0.17	0.28	0.23
		Dual Pane—Low E-270 (Clear/Internal Grille)	N/A	N/A	0.21	0.10	0.23	0.12	0.25	0.16
		Dual Pane—Low E (Mini Blind UP)	N/A	N/A	N/A	N/A	N/A	N/A	0.33	0.22
		Dual Pane—Laminated Low E Impact (Mini Blind UP)	N/A	N/A	N/A	N/A	N/A	0.31	0.21	
		Air Leakage ≤ 0.3 cfm/ft²								

■ Does not meet 2023 Florida Energy Code Criteria for SHGC.

ROUGH OPENING INFORMATION

ROUGH OPENING INFORMATION



Notice: Listed at right are some of the most common door configurations, with rough opening dimensions. If you find that your rough opening does not match the standard sizes, we have options that help to accommodate almost any rough opening size. Ask your The Home Depot Associate for more information regarding cut-down and sidelite spreader options.

Doors with Sidelite(s): Rough Opening sizes shown at right are for a standard continuous head and sill setup with primed wood jamb or unfinished PVC jamb. Note: Some PVC Jamb options may add 1/2" per sidelite to the width shown in the chart at right (this will be a continuous head and sill unit, but at a box construction size).

Box Construction Size Option: We also offer our doors in box construction size depending on jamb option. This size adds 1/2" to the measurements shown per sidelite.

Box Construction with Spread Mullion Option: Allows for a 1/2" to 3" spread between door and sidelite. Built as standard box construction and only available on certain jamb options. **Double Door with Two Sidelites:** Only available in Box Construction as standard and no Spread Mullion.

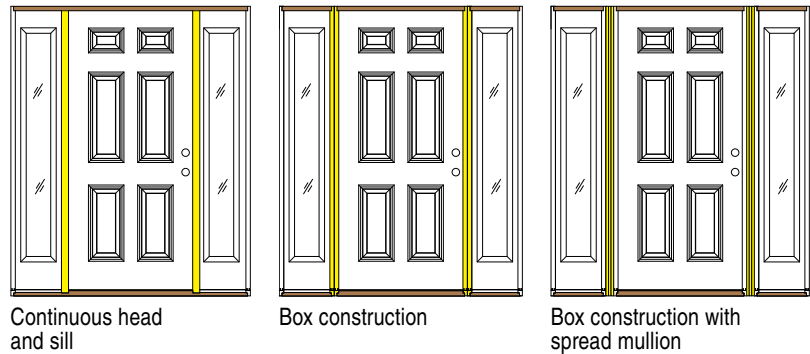
Outswing Units: Come standard with a Bumper-Style Sill, which requires that you subtract 1-1/8" from the Prehung Unit and Rough Opening height. Also add 1/2" to Brickmold Opening for width.

Wheelchair Accessible: Subtract 7/8" from any of the heights shown.

Threshold: Inswing Units – Threshold height is 1-3/8", which allows for approximately 1" opening clearance. If a spacer is needed under sill to allow for proper opening clearance, please adjust rough opening accordingly.

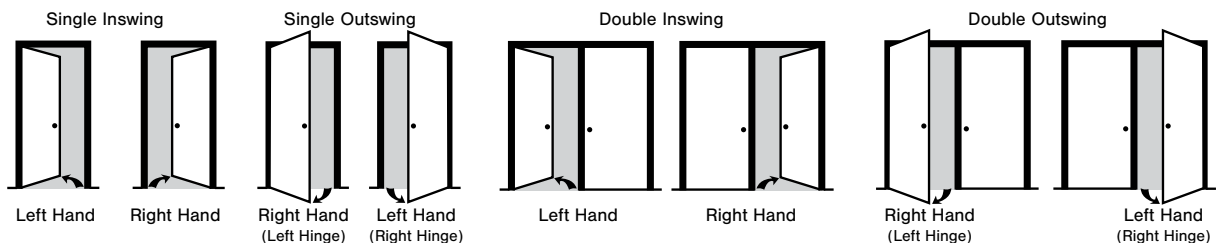
Transom: To calculate heights for combined doors and transoms, add the transom height to the Chart height.

PRE-HUNG SETUP CONSTRUCTION EXAMPLES



DOOR SWING AND HANDING

Viewed From The Outside



LIMITED LIFETIME WARRANTY

Feather River Doors fiberglass entry and patio door systems by Trinity Glass International, Inc. (hereinafter Trinity) are warranted to be free from defects in material and workmanship that would render the door unfit for its intended use under normal conditions, subject to the conditions and restrictions contained herein. This warranty extends only to the original purchaser/first end user (hereinafter Customer) from the date of purchase and extending to the following periods:

Limited Lifetime Warranty on all door slabs and sidelite slabs

Limited Lifetime Warranty on PVC jambs, brickmoulds and mullions

Limited Lifetime Warranty on doorlite (glass) frames

10 Years Limited Warranty on insulated glass against seal failure

5 Years Limited Warranty on factory finish (paint and stain)

2 Years Limited Warranty on all wood products (i.e. jambs, brickmoulds, mullion) and all other components not specified in this warranty

The following are exceptions that may void the warranty or are not otherwise considered to be defects in material or workmanship:

1. Damage caused by failure to comply with the installation, finishing and maintenance instructions and recommendations by Trinity.
2. Damage caused by improper storage and handling, abuse, abnormal and unreasonable use by the Customer or other parties beyond the control of Trinity, to include but not limited to damages caused during shipping, handling, installation, replacement of genuine Trinity parts or components, unauthorized repairs, or any act(s) performed to the products not in compliance with Trinity's instructions and recommendations.
3. Damage from harsh natural conditions, including but not limited to substantial exposure to sun, salt spray, lightning, windstorms, earthquakes, acts of God, and other severe environmental conditions including but not limited to harsh chemicals or solvents, such as acidic brick washes or stucco leach.
4. Broken or shattered glass, normal wear and tear of components, improper maintenance, improper cleaning, improper caulking, and damage caused by pets or wild animals.
5. Bowing not exceeding 1/4 inch in the plane of the door. This shall be determined by placing a straight edge on the bowed surface of the door and measuring the point of maximum distance between the bottom of the straight edge and the surface of the door, accounting for panels and glazing recesses.
6. For unfinished products, failure to properly finish all door/sidelite/transom surfaces and/or jamb materials within 2 weeks of installation or 6 months from the date of purchase, whichever is sooner.
7. Natural variations in color or texture of any wood grain surface shall not be considered a defect. When exposed to direct sunlight over long periods of time, discoloration may occur, but this will be within the accepted tolerances contained within 5 Delta E units, calculated in accordance with ASTM E 308, ASTM E 805 and ASTM D 2244, effective on the date the product is manufactured. Non-uniform fading and/or color changes are natural occurrences if the exterior surfaces of the products are not equally exposed to the sun and other environmental conditions.
8. Natural conditions created during the manufacturing process used in making decorative glass panels such as bubbles, streaks and swirls in decorative glass shall not be considered a defect. Irregularity in glass that is not visible from farther than six feet shall not be considered defects.
9. Any damage caused by improper installation of a storm door or the installation of a non-ventilating, full glass storm door shall void this warranty.
10. This warranty applies only to doors installed in owner occupied residential dwellings within the U.S., during the Customer's ownership, and is non-transferable.
11. Repaired or replaced components are warranted on the same terms and only for the remainder of the original warranty period. Color and grain match are not guaranteed. Trinity reserves the right to discontinue or change products or components. If a product or component is not available, Trinity may select and provide a like product or component of equal quality and price.

Warranty Claim Procedures:

In the event of a defect covered under this warranty, Customer shall comply with the following claim procedures:

1. Written warranty claim shall be presented to Trinity.
2. Customer's written claim must include the following information:
 - Nature or adequate description of defect(s).
 - Identification of product including size, design, type, and product number (if available).
 - Date of purchase.
 - Proof of purchase.
3. Upon Trinity's request, Customer must permit Trinity (or its representative) to inspect the claimed defective door system and provide photographs of the defective product. Trinity shall have 30 days from receipt of Customer's written claim to exercise this option to inspect.

Upon receipt of a valid claim, Trinity shall have the option to either repair the product or provide a replacement product of like kind and design. Further, in lieu of repair or replacement, Trinity reserves the right to refund the Customer's purchase price (not replacement price).

THIS SHALL BE THE CUSTOMER'S SOLE AND EXCLUSIVE REMEDY, AND IN NO EVENT SHALL TRINITY BE RESPONSIBLE FOR LABOR, SHIPPING, FINISHING EXPENSES, REMOVAL OF PRODUCT, INSTALLATION OF REPLACEMENT PRODUCT, OR OTHER INCIDENTAL AND/OR CONSEQUENTIAL CHARGES, COSTS, EXPENSES OR CLAIMS INCURRED BY CUSTOMER.

If Trinity elects to refund the purchase price, this warranty will be prorated from the date of purchase in the following manner: 0-5 years, 100% of the original purchase price; 6-10 years, prorated at 75% of original purchase price; and 11 years and up, 50% of original purchase price.

Trinity makes no other warranty, including a warranty of merchantability or fitness for a particular purpose, with respect to the product or replacement except to the extent provided herein. Invalidation of any one or more of the provisions of this limited warranty shall in no way affect any of the provisions in this limited warranty which remain in full force and effect. Any and all legal actions for any and every breach of this warranty shall be instituted and maintained in any court of competent jurisdiction in the County of King, State of Washington. Trinity reserves the right to modify the terms and conditions of this warranty without prior notice.

Please direct all questions about this warranty to: info@featherriverdoor.com or 888-533-2843.

Trinity Glass International, Inc. | 33615 1st Way South | Federal Way, WA 98003

Revised 7/30/2018

FINISHING INSTRUCTIONS

FEATHER RIVER HAND STAINED DOORS AND JAMBS:

Feather River hand stained doors and jambs already come with a polyurethane UV top coat which protects the door during the 5 year finish warranty. It does not require additional topcoats at time of purchase but you will need to apply additional topcoats after 2-5 years as mentioned in the Care and Maintenance section below.

PAINTED FINISH:


UNFINISHED FIBERGLASS DOORS AND PVC JAMBS

You can use any high quality oil based or latex based exterior paint. Priming the door is not required, but we do recommend a light sanding with 600 grit sandpaper for better paint adhesion. Before applying a paint, wipe the door and doorlite frame with a damp cloth to remove any dirt, oil, or debris. Allow the surface to fully dry before painting. For a pleasing look, we recommend painting with strokes in the directions shown. Apply at least two coats of paint, following the paint manufacturer's recommended instructions along with drying time between coats.

PVC UNFINISHED JAMBS: You can use any high quality oil based or latex based exterior paint. Priming the jamb is not required, but before applying a paint, wipe the jamb with a damp cloth to remove any dirt, oil, or debris. Allow the surface to fully dry before painting. Apply at least two coats of paint, following the paint manufacturer's recommended instructions along with drying time between coats. We also recommend following the Feather River installation instructions and properly caulk around the brickmold, jamb, and threshold area.

CARE AND MAINTENANCE

We recommend on any hand stained product that you reapply a UV topcoat over the existing topcoat every 2-5 years to protect your beautiful entryway from harsh weathering. We do not recommend stripping the finish. In locations with severe weather exposure, more frequent maintenance may be required. Caulk as well as repaint your doors as soon as deterioration can be detected.





Cross Reed 3-Lite Metro™ Craftsman Double Door | Smooth Style | Painted Elder Tree



Monroe™ Zinc Craftsman Door | Smooth Style | Painted Vast Ocean



Ashborne™ Patina 3/4 Oval Door with 3/4 Lite Sidelites | Smooth Style | Painted Wine Red



Pomona™ Patina Full Lite Double Door | Smooth Style | Painted Gray Grey



Denton™ Patina Craftsman Door with Dentil Shelf with Full Lite Sidelites | Mahogany Style | Stained Chocolate



Star Patina 3/4 Oval Door | Smooth Style | Painted Timeless Black



Preston® Patina Full Lite 8'0" Door | Teak Style | Stained Cocoa



SILVERDALE®

Privacy Rating 7 of 10

Brass – B | Patina – P | Zinc – Z

All door heights shown 6'8" | Widths shown next to door

8'0" height options available, see pages 59-63

See page 4 for door finish and panel profile availability

Glass Collection Details booklet available on our website in the Resources section.



▲ 7'0" height option available as 36" width door in Unfinished Oak

● Unfinished option also available: Ready to stain or paint









▲ IMPACT options available, see pages 54-58

✗ 34" Door Width Availability

Mahogany doors available in Chestnut finish only

Oak doors available in Medium and Walnut finishes only

Styles & Finishes

MAHOGANY	OAK	SMOOTH
 Cherry	 Ash	 Unfinished
 Chocolate	 Light*†	
 Chestnut	 Medium	
	 Walnut	



CUSTOM PAINT OPTIONS
See page 5

Feather River offers ENERGY STAR certified door models in all 50 states. See pages 8-9.

Glass designs may vary slightly due to door shape and size

MAHOGANY WOODGRAIN



OAK WOODGRAIN



SMOOTH



TRANSOMS

	Elliptical	Height 14-3/4	Rectangular	Height 12 & 14-3/4	Rectangular	Height 12 & 14-3/4
Brass and Patina						
	12-36-12 14-32-14 14-36-14		10-36-10 12-36-12	14-32-14 14-36-14	36-36	



LAKEWOOD®

Privacy Rating 6 of 10

Brass – B | Patina – P | Zinc – Z

All door heights shown 6'8" | Widths shown next to door

8'0" height options available, see pages 59-63

See page 4 for door finish and panel profile availability

Glass Collection Details booklet available on our website in the Resources section.



▲ 7'0" height option available as 36" width door / 14" sidelite in Unfinished Oak (Patina and Zinc only)








● Unfinished option also available: Ready to stain or paint

▲ IMPACT options available, see pages 54-58

✗ 34" Door Width Availability

Mahogany doors available in Chestnut finish only
Oak doors available in Medium and Walnut finishes only

Styles & Finishes

MAHOGANY		OAK		SMOOTH	
	Cherry		Ash		Unfinished
	Chocolate		Light#		
	Chestnut		Medium		
			Walnut		



Glass designs may vary slightly due to door shape and size

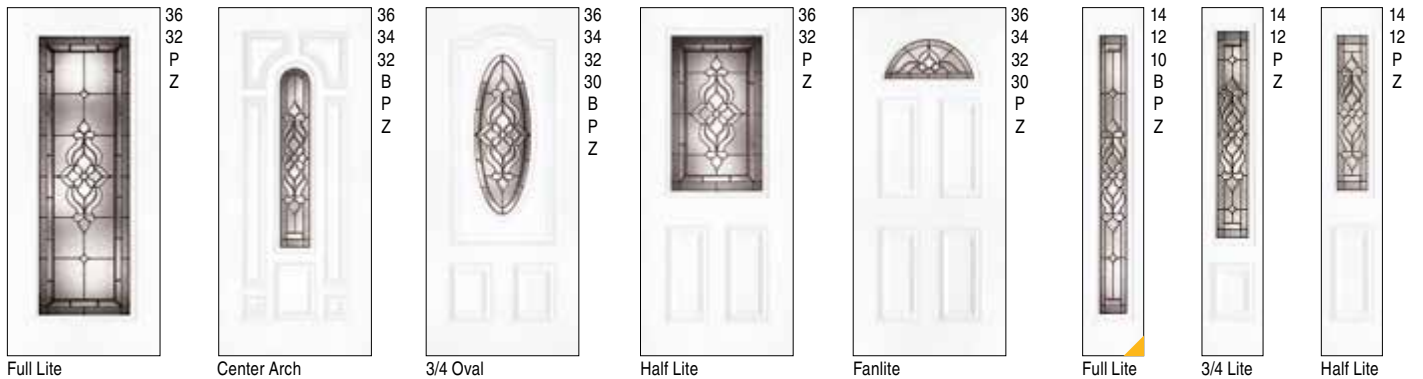
MAHOGANY WOODGRAIN



OAK WOODGRAIN



SMOOTH



Feather River offers ENERGY STAR certified door models in all 50 states. See pages 8-9.

ASHBORNE™

Privacy Rating 5 of 10


Brass – B | Patina – P | Zinc – Z

Styles & Finishes

MAHOGANY



OAK



SMOOTH



#Limited availability

All door heights shown 6'8" | Widths shown next to door

8'0" height options available, see pages 59-63

See page 4 for door finish and panel profile availability

Glass Collection Details booklet available on our website in the Resources section.



MAHOGANY WOODGRAIN



Center Arch



3/4 Oval



Full Lite



Center Arch

OAK WOODGRAIN



Full Lite



Center Arch



3/4 Oval



Half Lite

SMOOTH



Full Lite



Center Arch



3/4 Oval



Half Lite

▲ 7'0" height option available as 36" width door / 14" sidelite in Unfinished Oak

● Unfinished option also available: Ready to stain or paint


▲ IMPACT options available, see pages 54-58

✗ 34" Door Width Availability

Mahogany doors available in Chestnut finish only
Oak doors available in Medium and Walnut finishes only

CUSTOM PAINT OPTIONS
See page 5

Feather River offers ENERGY STAR certified door models in all 50 states. See pages 8-9.



Full Lite



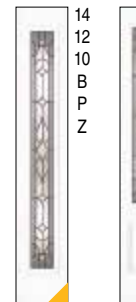
3/4 Lite



Center Arch



Half Lite



Full Lite



3/4 Lite



Half Lite

Glass designs may vary slightly due to door shape and size



POMONA™

Privacy Rating 7 of 10




Patina – P | Zinc – Z

Styles & Finishes

MAHOGANY

-  Cherry
-  Chocolate
-  Chestnut

OAK

-  Ash
-  Light#
-  Medium
-  Walnut

SMOOTH

-  Unfinished

#Limited availability

MAHOGANY WOODGRAIN



Center Arch



3/4 Oval




Full Lite



Center Arch

OAK WOODGRAIN



Full Lite




Center Arch



3/4 Oval

SMOOTH



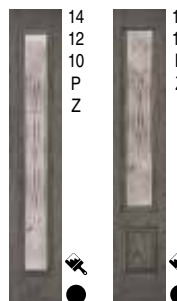
Full Lite



Center Arch




3/4 Oval



Full Lite



3/4 Lite



Center Arch

All door heights shown 6'8" | Widths shown next to door

8'0" height options available, see pages 59-63

See page 4 for door finish and panel profile availability

Glass Collection Details booklet available on our website in the Resources section.

▲ 7'0" height option available as 36" width door / 14" sidelite in Unfinished Oak

● Unfinished option also available: Ready to stain or paint

▲ IMPACT options available, see pages 54-58

X 34" Door Width Availability

Mahogany doors available in Chestnut finish only
Oak doors available in Medium and Walnut finishes only



CUSTOM PAINT OPTIONS
See page 5

Feather River offers ENERGY STAR certified door models in all 50 states. See pages 8-9.

Glass designs may vary slightly due to door shape and size

CARMEL™






Privacy Rating 5 of 10

Patina




Styles & Finishes

MAHOGANY/ COTTAGE

-  Cherry
-  Chocolate
-  Chestnut
-  Honey*
-  Painted White*

*Cottage Mahogany only
#Limited availability

OAK

-  Ash
-  Light#
-  Medium
-  Walnut

SMOOTH

-  Unfinished

All door heights shown 6'8" | Widths shown next to door

See page 4 for door finish and panel profile availability

Glass Collection Details booklet available on our website in the Resources section.

CUSTOM PAINT OPTIONS
See page 5

▲ 7'0" height option available as 36" width door / 14" sidelite in Unfinished Oak

● Unfinished option also available:
Ready to paint (Teak and Mahogany);
Ready to stain or paint (Oak)

◆ Dentil shelf option available

▲ IMPACT options available, see pages 54-58

✗ 34" Door Width Availability
Mahogany doors available in Chestnut finish only
Oak door available in Medium and Walnut finishes only

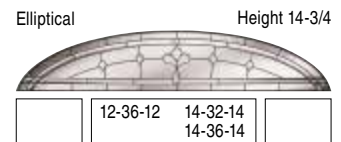
MAHOGANY WOODGRAIN




OAK WOODGRAIN



TRANSOMS



SMOOTH





PHOENIX™

Privacy Rating 8 of 10

Patina

Styles & Finishes

- Unfinished option also available:
Ready to paint (Teak and Mahogany);
Ready to stain or paint (Oak)

- ◆ Dentil shelf option available

X 34" Door Width Availability

Teak door available in Cocoa finish only
Mahogany doors available in Chestnut finish only
Oak doors available in Medium and Walnut finishes only

All door heights shown 6'8" |
Widths shown next to door

8'0" height options available,
see pages 59-63

See page 4 for door finish and panel
profile availability

Glass Collection Details booklet
available on our website in the
Resources section.

CUSTOM PAINT OPTIONS
See page 5

TEAK

- Cocoa
- Painted White

OAK

- Ash
- Light#
- Medium
- Walnut

MAHOGANY/ COTTAGE

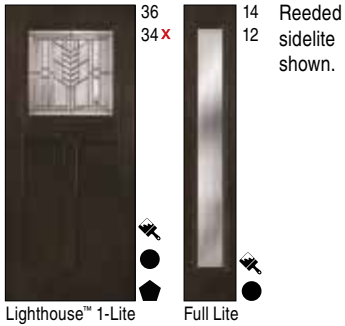
- Cherry
- Chocolate
- Chestnut
- Honey*
- Painted White*

SMOOTH

- Unfinished

*Cottage Mahogany only
#Limited availability

TEAK WOODGRAIN



MAHOGANY WOODGRAIN



OAK WOODGRAIN



SMOOTH



MEDINA®

Privacy Rating 7 of 10

Brass – B | Zinc – Z




Styles & Finishes

MAHOGANY



OAK



SMOOTH



#Limited availability

All door heights shown 6'8" | Widths shown next to door

8'0" height options available, see page 66

See page 4 for door finish and panel profile availability

Glass Collection Details booklet available on our website in the Resources section.

MAHOGANY WOODGRAIN



Center Arch



3/4 Oval



Full Lite



Center Arch

OAK WOODGRAIN



Center Arch



3/4 Oval

SMOOTH



Center Arch



3/4 Oval



Half Lite



Fanlite



Half Lite



Fanlite



Full Lite



3/4 Lite



Center Arch



Half Lite



Full Lite



3/4 Lite



Half Lite

CUSTOM PAINT OPTIONS

See page 5

Feather River offers ENERGY STAR certified door models in all 50 states. See pages 8-9.

Glass designs may vary slightly due to door shape and size



SAPPHIRE™

Privacy Rating 7 of 10

Patina

Styles & Finishes

OAK

-  Ash
-  Light#
-  Medium
-  Walnut

SMOOTH

-  Unfinished
- #Limited availability

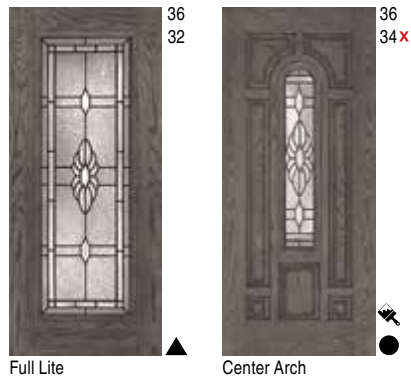
All door heights shown 6'8" | Widths shown next to door

8'0" height options available, see pages 59-63

See page 4 for door finish and panel profile availability

Glass Collection Details booklet available on our website in the Resources section.

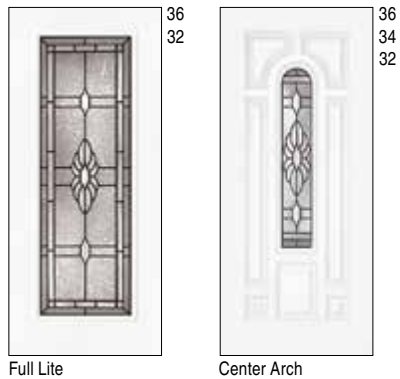
OAK WOODGRAIN



Full Lite

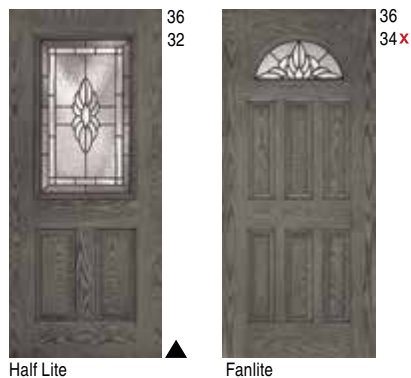
Center Arch

SMOOTH



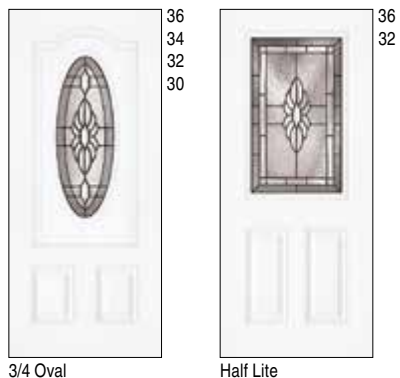
Full Lite

Center Arch



Half Lite

Fanlite



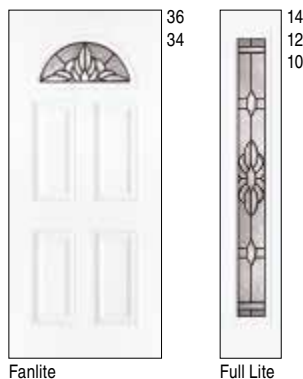
3/4 Oval

Half Lite



Full Lite

Center Arch



Fanlite

Full Lite

▲ 7'0" height option available as 36" width door / 14" sidelite in Unfinished Oak

● Unfinished option also available: Ready to stain or paint

✗ Available in Medium and Walnut Oak finishes only



CUSTOM PAINT OPTIONS
See page 5

Feather River offers ENERGY STAR certified door models in all 50 states. See pages 8-9.

Glass designs may vary slightly due to door shape and size



PRESTON®

Privacy Rating 7 of 10


Patina – P | Zinc – Z

All door heights shown 6'8" | Widths shown next to door

8'0" height options available, see pages 59-63

See page 4 for door finish and panel profile availability

Glass Collection Details booklet available on our website in the Resources section.





Styles & Finishes



TEAK

-  Cocoa
-  Painted White

MAHOGANY/ COTTAGE

-  Cherry
-  Chocolate
-  Chestnut
-  Honey*
-  Painted White*

OAK

-  Ash
-  Light#
-  Medium
-  Walnut

SMOOTH

-  Unfinished

▲ 7'0" height option available as 36" width door / 14" sidelite in Unfinished Oak

● Unfinished option also available: Ready to paint (Teak and Mahogany); Ready to stain or paint (Oak)

◆ Dentil shelf option available

▲ IMPACT options available, see pages 54-58

✗ 34" Door Width Availability


Teak door available in Cocoa finish only
Mahogany door available in Chestnut finish only
Oak door available in Medium and Walnut finishes only



CUSTOM PAINT OPTIONS

See page 5

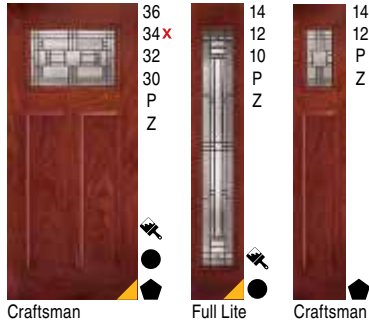
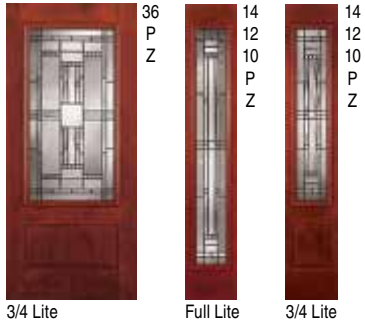
TEAK WOODGRAIN



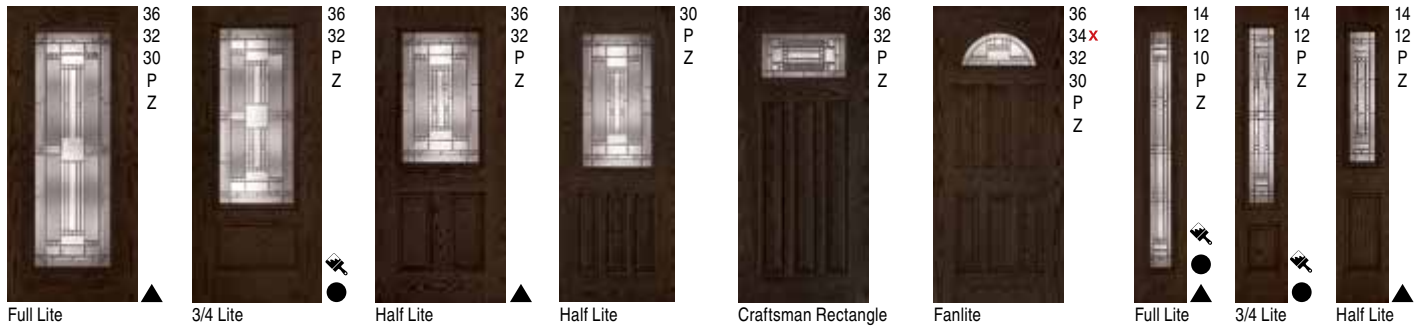
COTTAGE MAHOGANY



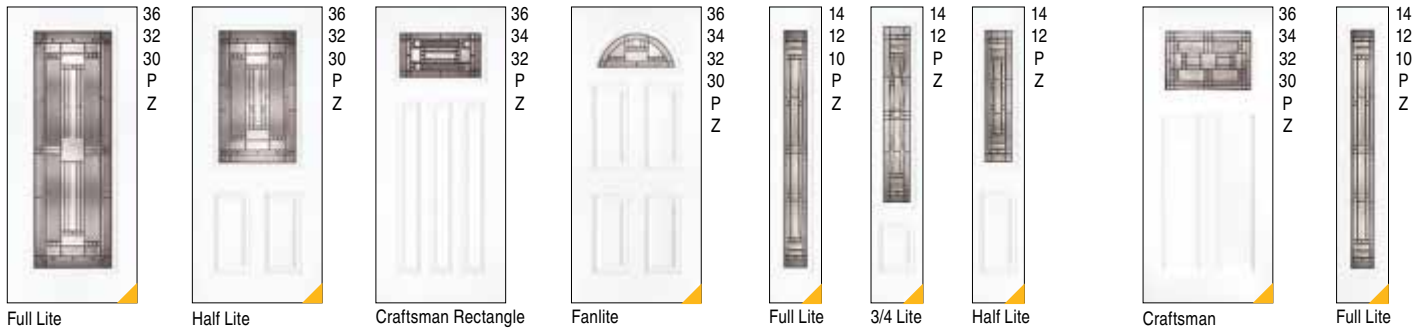
MAHOGANY WOODGRAIN



OAK WOODGRAIN




SMOOTH



TRANSOMS

Rectangular Height 12 & 14-3/4 Rectangular Height 12 & 14-3/4

Patina and Zinc



*12" Transom only

Feather River offers ENERGY STAR certified door models in all 50 states. See pages 8-9.

BRILLIANT STAR™

Privacy Rating 6 of 10

Patina – P | Zinc – Z




Styles & Finishes

TEAK



OAK



MAHOGANY/ COTTAGE



SMOOTH



*Cottage Mahogany only
#Limited availability

All door heights shown 6'8" | Widths shown next to door

8'0" height options available, see pages 59-63

See page 4 for door finish and panel profile availability

Glass Collection Details booklet available on our website in the Resources section.


TEAK WOODGRAIN



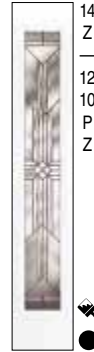
Lighthouse™ 1-Lite

Some decorative door styles may not have a matching sidelite but could pair well with an obscure or clear glass option.

COTTAGE MAHOGANY



Cottage Craftsman

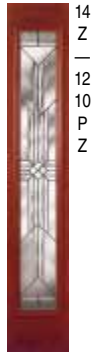


Full Lite

MAHOGANY WOODGRAIN



3/4 Oval



Full Lite



Craftsman



Full Lite

OAK WOODGRAIN



Center Arch



3/4 Oval

SMOOTH



Center Arch



Full Lite

- Unfinished option also available: Ready to paint (Teak and Mahogany); Ready to stain or paint (Oak)

- ◆ Dentil shelf option available

X 34" Door Width Availability

Teak door available in Cocoa finish only
Mahogany doors available in Chestnut finish only
Oak doors available in Medium and Walnut finishes only



Feather River offers ENERGY STAR certified door models in all 50 states. See pages 8-9.




Full Lite



Center Arch




Craftsman



Full Lite

Glass designs may vary slightly due to door shape and size



MONROE™

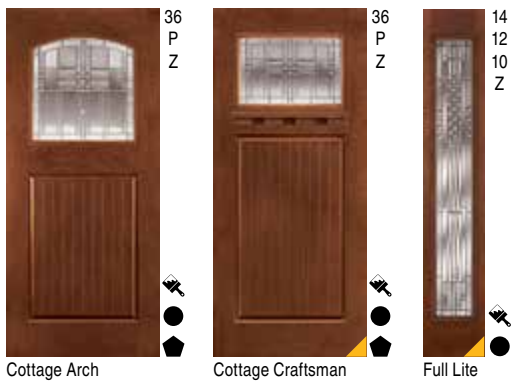
Privacy Rating 6 of 10

Patina – P | Zinc – Z

MAHOGANY WOODGRAIN



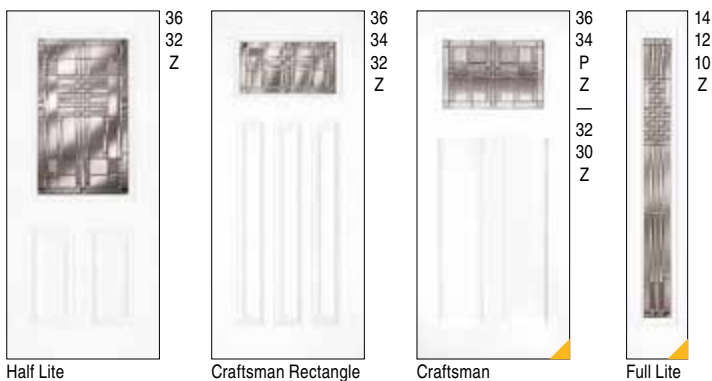
COTTAGE MAHOGANY



OAK WOODGRAIN



SMOOTH



Styles & Finishes

MAHOGANY/ COTTAGE

-  Cherry
-  Chocolate
-  Chestnut
-  Honey*
-  Painted White*

OAK

-  Ash
-  Light#
-  Medium
-  Walnut

SMOOTH

-  Unfinished

*Cottage Mahogany only
#Limited availability

All door heights shown 6'8" | Widths shown next to door

8'0" height options available, see pages 59-63

See page 4 for door finish and panel profile availability

Glass Collection Details booklet available on our website in the Resources section.

▲ 7'0" height option available as 36" width door / 14" sidelite in Unfinished Oak

● Unfinished option also available: Ready to paint (Mahogany); Ready to stain or paint (Oak)

◆ Dentil shelf option available

▲ IMPACT options available, see pages 54-58

✗ Available in Chestnut Mahogany finish only



Feather River offers ENERGY STAR certified door models in all 50 states. See pages 8-9.













Glass designs may vary slightly due to door shape and size

CLARKSTON™

Privacy Rating 8 of 10

Zinc

Styles & Finishes

TEAK	OAK
 Cocoa	 Ash
 Painted White	 Light#
	 Medium
	 Walnut
MAHOGANY/ COTTAGE	
 Cherry	
 Chocolate	SMOOTH
 Chestnut	 Unfinished
 Honey*	
 Painted White*	

*Cottage Mahogany only
#Limited availability



All door heights shown 6'8" | Widths shown next to door

8'0" height options available, see pages 59-63

See page 4 for door finish and panel profile availability

Glass Collection Details booklet available on our website in the Resources section.

- ▲ 7'0" height option available as 36" width door / 14" sidelite in Unfinished Oak
- Unfinished option also available: Ready to paint (Teak and Mahogany); Ready to stain or paint (Oak)
- 🏠 Dentil shelf option available
- ▲ IMPACT options available, see pages 54-58
- ✗ 34" Door Width Availability


Teak door available in Cocoa finish only
Mahogany doors available in Chestnut finish only



CUSTOM PAINT OPTIONS
See page 5

Feather River offers ENERGY STAR certified door models in all 50 states. See pages 8-9.

TEAK WOODGRAIN




Lighthouse™ 1-Lite: 36" width, 34" height (marked with ✗)
Full Lite: 14" width, 12" height

MAHOGANY WOODGRAIN




Craftsman: 36" width, 34" height (marked with ✗), 32" height, 30" height
Cottage Craftsman: 36" width
Full Lite: 14" width, 12" height, 10" height

OAK WOODGRAIN




Full Lite: 36" width, 32" height (marked with ▲)
Full Lite: 14" width, 12" height, 10" height (marked with ▲)

SMOOTH



Full Lite: 36" width, 32" height
Full Lite: 14" width, 12" height, 10" height



Craftsman: 36" width, 34" height, 32" height, 30" height
Full Lite: 14" width, 12" height, 10" height

Glass designs may vary slightly due to door shape and size



TIDELAND™

Privacy Rating 8 of 10 Patina

DENTON™

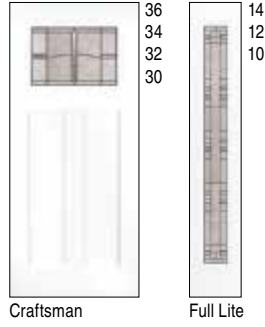
Privacy Rating 8 of 10 Patina – P | Zinc – Z

TIDELAND™

MAHOGANY WOODGRAIN



SMOOTH



Styles & Finishes

MAHOGANY/ COTTAGE



OAK



SMOOTH



*Cottage Mahogany only
#Limited availability

All door heights shown 6'8" | Widths shown next to door

See page 4 for door finish and panel profile availability

Glass Collection Details booklet available on our website in the Resources section.

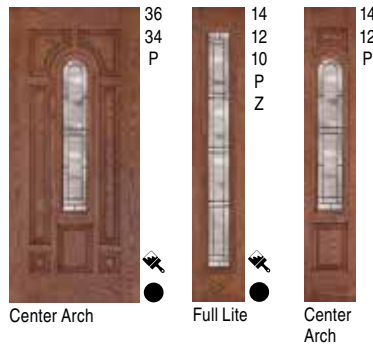


DENTON™

MAHOGANY WOODGRAIN

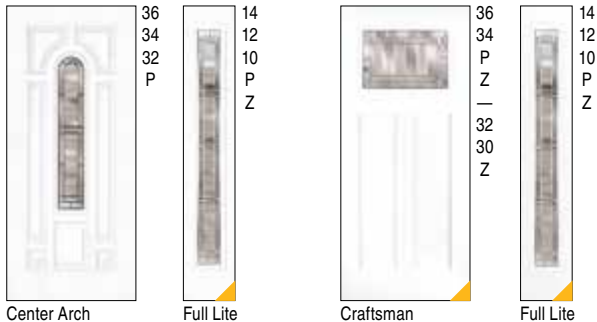


OAK WOODGRAIN



- Unfinished option also available: Ready to paint (Mahogany); Ready to stain or paint (Oak)
- ◆ Dentil shelf option available
- ▲ IMPACT options available, see pages 54-58
- ✗ Available in Chestnut Mahogany finish only

SMOOTH



CUSTOM PAINT OPTIONS
 See page 5

Feather River offers ENERGY STAR certified door models in all 50 states. See pages 8-9.

Glass designs may vary slightly due to door shape and size


MISSION POINTE™

Privacy Rating 8 of 10

Zinc

Styles & Finishes

OAK



SMOOTH




#Limited availability

All door heights shown 6'8" | Widths shown next to door

8'0" height options available, see pages 59-63

See page 4 for door finish and panel profile availability

Glass Collection Details booklet available on our website in the Resources section.



OAK WOODGRAIN



Full Lite ▲



Center Arch ●

SMOOTH



Full Lite



Center Arch



Half Lite ▲



Craftsman Rectangle



3/4 Oval




Half Lite



Full Lite ●



Center Arch



Craftsman Rectangle



Full Lite

▲ 7'0" height option available as 36" width door / 14" sidelite in Unfinished Oak

● Unfinished option also available: Ready to stain or paint

✗ Available in Medium and Walnut Oak finishes only



CUSTOM PAINT OPTIONS
See page 5

Feather River offers ENERGY STAR certified door models in all 50 states. See pages 8-9.

Glass designs may vary slightly due to door shape and size

ROCHESTER™

Privacy Rating 7 of 10

Patina

Styles & Finishes

OAK

-  Ash
-  Light#
-  Medium
-  Walnut

SMOOTH

-  Unfinished

#Limited availability

All door heights shown 6'8" | Widths shown next to door

See page 4 for door finish and panel profile availability

Glass Collection Details booklet available on our website in the Resources section.

OAK WOODGRAIN



Center Arch



Half Lite

SMOOTH



Center Arch



3/4 Oval




Craftsman Rectangle



Fanlite



Half Lite



Craftsman Rectangle

▲ 7'0" height option available as 36" width door / 14" sidelite in Unfinished Oak

● Unfinished option also available: Ready to stain or paint

✗ Available in Medium and Walnut Oak finishes only




Full Lite



Center Arch



Fanlite



Full Lite



CUSTOM PAINT OPTIONS

See page 5

Feather River offers ENERGY STAR certified door models in all 50 states. See pages 8-9.

Glass designs may vary slightly due to door shape and size

STAR

Privacy Rating 7 of 10

Patina



TRANSOMS

Rectangular

Height 12

10-36-10 12-36-12	14-32-14 14-36-14
36-36	

Styles & Finishes

TEAK

- Cocoa
- Painted White

MAHOGANY/ COTTAGE

- Cherry
- Chocolate
- Chestnut
- Honey*
- Painted White*

OAK

- Ash
- Light#
- Medium
- Walnut

SMOOTH

- Unfinished

*Cottage Mahogany only
#Limited availability

All door heights shown 6'8" |
Widths shown next to door

8'0" height options available,
see pages 59-63

See page 4 for door finish and panel
profile availability

Glass Collection Details booklet
available on our website in the
Resources section.

CUSTOM PAINT OPTIONS
See page 5

▲ 7'0" height option available as 36" width door /
14" sidelite in Unfinished Oak

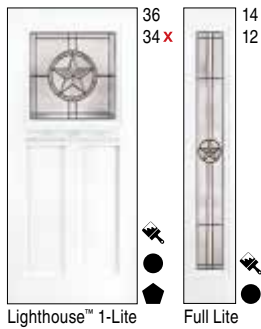
● Unfinished option also available:
Ready to paint (Teak and Mahogany);
Ready to stain or paint (Oak)

◆ Dentil shelf option available

✗ 34" Door Width Availability

Teak door available in Cocoa finish only
Mahogany doors available in Chestnut finish only
Oak door available in Medium and Walnut
finishes only

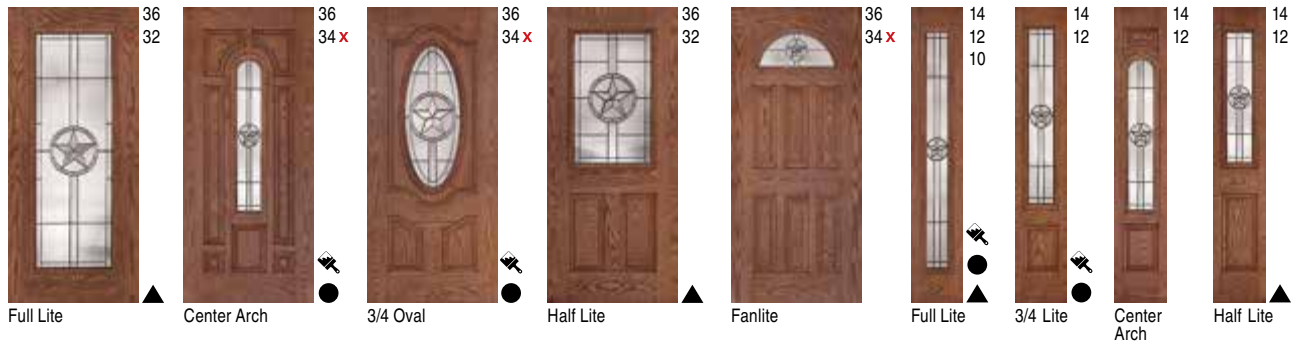
TEAK WOODGRAIN



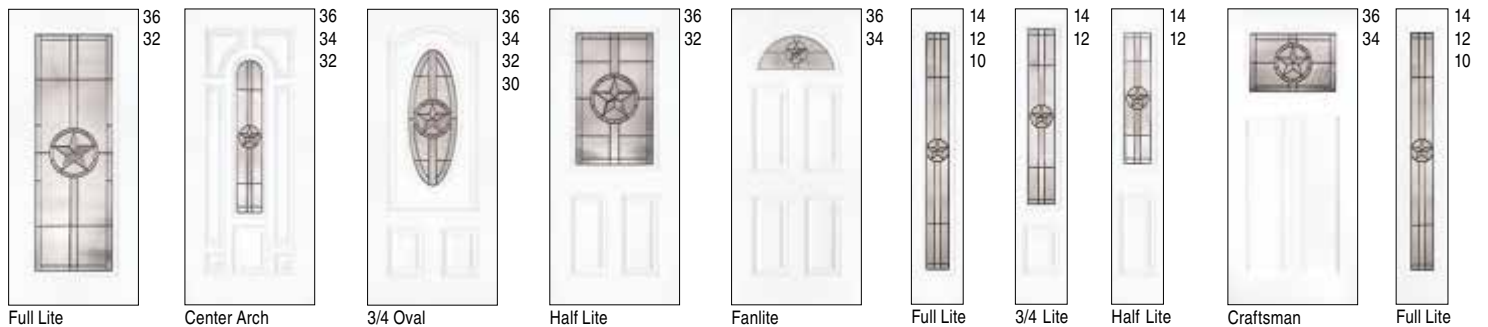
MAHOGANY WOODGRAIN



OAK WOODGRAIN



SMOOTH





FLEUR DE LIS

Privacy Rating 7 of 10

Patina

Styles & Finishes

▲ 7'0" height option available as 14" sidelite in Unfinished Oak

● Unfinished option also available:
Ready to paint (Teak and Mahogany);
Ready to stain or paint (Oak)

◆ Dentil shelf option available

✗ 34" Door Width Availability

Teak door available in Cocoa finish only
Mahogany doors available in Chestnut finish only
Oak doors available in Medium and Walnut finishes only

All door heights shown 6'8" |
Widths shown next to door

8'0" height options available,
see pages 59-63

See page 4 for door finish and panel
profile availability

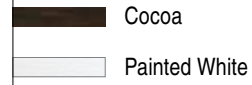
Glass Collection Details booklet
available on our website in the
Resources section.



CUSTOM PAINT OPTIONS

See page 5

TEAK



OAK



MAHOGANY/ COTTAGE

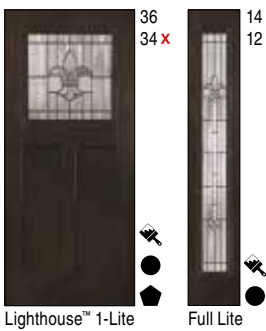


SMOOTH



*Cottage Mahogany only
#Limited availability

TEAK WOODGRAIN



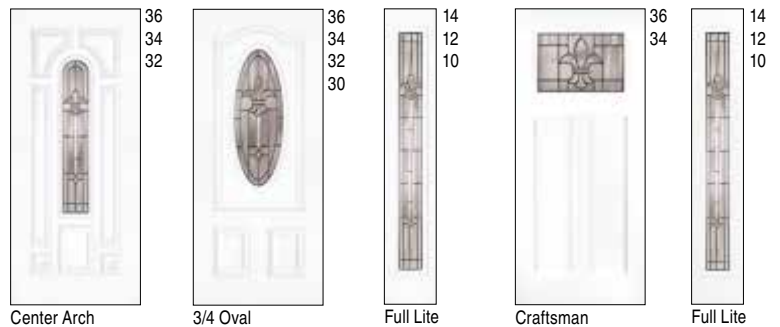
MAHOGANY WOODGRAIN



OAK WOODGRAIN



SMOOTH



WROUGHT IRON LOW-E

BELLANTE™

Privacy Rating 8 of 10 Wrought Iron

MARCELLO™

Privacy Rating 8 of 10 Wrought Iron

Styles & Finishes

MAHOGANY



OAK



SMOOTH



#Limited availability

All door heights shown 6'8" | Widths shown next to door

8'0" height options available, see pages 59-63

See page 4 for door finish and panel profile availability

Glass Collection Details booklet available on our website in the Resources section.



MAHOGANY WOODGRAIN



3/4 Lite

OAK WOODGRAIN



3/4 Lite

MAHOGANY WOODGRAIN



3/4 Lite



Full Lite

Hammered sidelite shown

SAN ANGELO™

Privacy Rating 8 of 10 Wrought Iron

OAK WOODGRAIN



Full Lite



Full Lite



Some decorative door styles may not have a matching sidelite but could pair well with an obscure or clear glass option.

- ▲ 7'0" height option available as 36" width door / 14" sidelite in Unfinished Oak
- Unfinished option also available: Ready to paint (Teak and Mahogany); Ready to stain or paint (Oak)
- 🏠 Dentil shelf option available
- ✗ 34" Door Width Availability
Mahogany doors available in Chestnut finish only
Oak doors available in Medium and Walnut finishes only

CUSTOM PAINT OPTIONS
See page 5

Feather River offers ENERGY STAR certified door models in all 50 states. See pages 8-9.

MAHOGANY WOODGRAIN



3/4 Lite




Full Lite

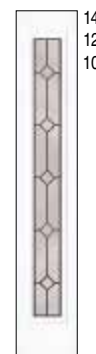


3/4 Lite

SMOOTH



Full Lite



Full Lite

Glass designs may vary slightly due to door shape and size

TORINO™

Privacy Rating 8 of 10

Wrought Iron



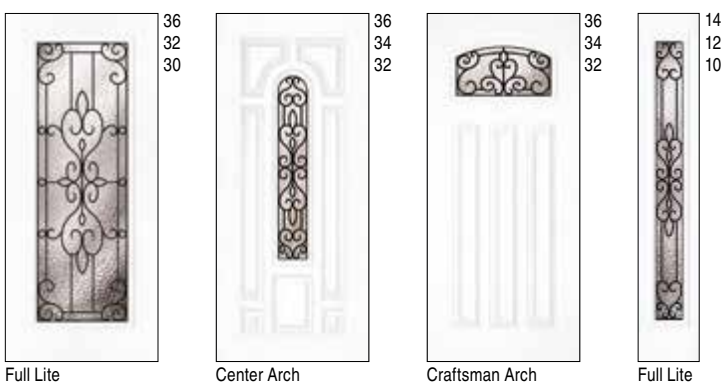
MAHOGANY WOODGRAIN



OAK WOODGRAIN



SMOOTH





DESIGNER

PR = Privacy Rating



Brass - B | Patina - P | Zinc - Z

Styles & Finishes

TEAK

-  Cocoa
-  Painted White

OAK

-  Ash
-  Light[#]
-  Medium
-  Walnut

MAHOGANY/ COTTAGE

-  Cherry
-  Chocolate
-  Chestnut
-  Honey*
-  Painted White*

SMOOTH

-  Unfinished

*Cottage Mahogany only
#Limited availability

All door heights shown 6'8" | Widths shown next to door

8'0" height options available, see pages 59-63

See page 4 for door finish and panel profile availability

Glass Collection Details booklet available on our website in the Resources section.

Some decorative door styles may not have a matching sidelite but could pair well with an obscure or clear glass option.

▲ 7'0" height option available as 36" width door / 14" sidelite in Unfinished Oak

● Unfinished option also available: Ready to paint (Teak and Mahogany); Ready to stain or paint (Oak)

◆ Dentil shelf option available


X 34" Door Width Availability

Teak door available in Cocoa finish only
Mahogany doors available in Chestnut finish only
Oak doors available in Medium and Walnut finishes only

 **CUSTOM PAINT OPTIONS**
See page 5

Feather River offers ENERGY STAR certified door models in all 50 states. See pages 8-9.

Glass designs may vary slightly due to door shape and size



WILLOW BROOK™

PR 7 of 10 | Z

MAHOGANY WOODGRAIN

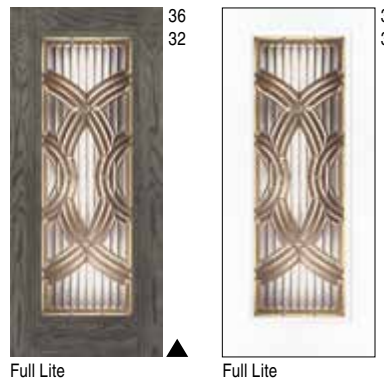


COSMOPOLIS™

PR 5 of 10 | B

OAK WOODGRAIN

SMOOTH ✎



HOPEWELL™

PR 7 of 10 | Z

MAHOGANY

OAK WOODGRAIN





BEVEL

PR 1 of 10 | B P Z

MAHOGANY

SMOOTH ✎ & OAK WOODGRAIN





KINCAID™ PR 8 of 10 | P

MAHOGANY 12 10
Full Lite

OAK WOODGRAIN 36 32
Full Lite

14 12 10
Full Lite

SMOOTH 36 32
Full Lite

14 12 10
Full Lite

RIDGWAY™ PR 8 of 10 | Z

OAK WOODGRAIN 36 32
Full Lite

SMOOTH 36 32
Full Lite

14 12 10
Full Lite

Hammered sidelite shown

SENA™ PR 8 of 10 | P



TEAK WOODGRAIN 36 34 X 14 12
Lighthouse™ 1-Lite Full Lite

MAHOGANY 36 36 36 34 X 32 30 14 12 10 14 12
Cottage Arch Cottage Craftsman Craftsman Full Lite Craftsman

OAK WOODGRAIN 36 32 14 12 10
Craftsman Rectangle Full Lite

SMOOTH 36 34 32 30 14 12 10 36 34 32 30 14 12 10
Craftsman Rectangle Full Lite Craftsman Full Lite

OBSCURE BEAUTY SHOTS



Privacy 3/4 Lite Door with 4-Lite Colonial SDLs | Privacy 3/4 Lite Sidelites with 2-Lite Horizontal SDLs | Smooth Style | Painted Vast Ocean



Cross Reed 3-Lite Craftsman Middle Metro™ Door | Smooth Style | Painted Burnt Cranberry



6 Panel Door | Hammered Glass Full Lite Sidelites | Oak Style | Stained Medium



Sandstone™ 3-Lite Small Hinge Modern Door | Sandstone™ Full Lite Sidelites | Teak Style | Stained Cocoa

MODERN TEAK

PR = Privacy Rating

Styles & Finishes

TEAK

 Cocoa  Painted White



Modern 3-Lite Large
Shown: Reeded



Full Lite
Shown: Privacy



Modern 3-Lite Large
Shown: Hammered



Full Lite
Shown: Cord



Modern 3-Lite Small Hinge
Shown: Cord



Modern 3-Lite Small Middle
Shown: Privacy



Modern 3-Lite Small Latch
Shown: Hammered




Full Lite
Shown: Sandstone™



Modern 3-Lite Small Hinge
Shown: Sandstone™



Modern 3-Lite Small Middle
Shown: Cord



Modern 3-Lite Small Latch
Shown: Reeded



Full Lite
Shown: Hammered


OBSCURE* & CLEAR GLASS

Privacy Rating – PR

SANDSTONE™
PR 8 of 10



REEDED
PR 7 of 10



CORD
PR 8 of 10



HAMMERED
PR 8 of 10



PRIVACY
PR 9 of 10



CLEAR LOW-E
PR 1 of 10



All door heights shown 6'8" | Widths shown next to door

Glass Collection Details booklet available on our website in the Resources section.

Feather River offers ENERGY STAR certified door models in all 50 states. See pages 8-9.

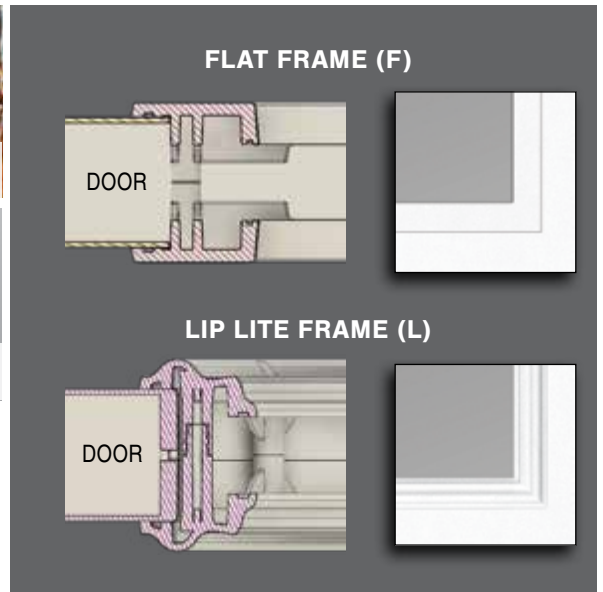
OBSCURE* & CLEAR GLASS

Privacy Rating – PR



DECORATIVE GLASS

- | | | | | |
|---|---|--|--|----------------------|
| Ashborne™
Bevel
Brilliant Star™
Carmel™
Denton™ | Fleur De Lis
Kincaid™
Lakewood®
Medina®
Mission Pointe™ | Monroe™
Phoenix™
Pomona™
Preston®
Rochester™ | San Angelo™
Sapphire™
Sena™
Silverdale®
Star | Tideland™
Torino™ |
|---|---|--|--|----------------------|



Styles & Finishes

SMOOTH

Unfinished

All door heights shown 6'8" | Widths shown next to door

8'0" height options available, see pages 59-63

Glass Collection Details booklet available on our website in the Resources section.

CUSTOM PAINT OPTIONS

See page 5

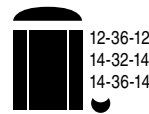
Feather River offers ENERGY STAR certified door models in all 50 states. See pages 8-9.

RECTANGULAR TRANSOMS



Transom must be purchased separately

ELLIPTICAL TRANSOMS




Heights 12 & 14-3/4 unless otherwise noted

12 height only

14-3/4 height only

Widths listed next to configuration


Privacy glass also available 12" height only



3-Lite Craftsman Middle
Shown: Rain Fall™ in
painted Timeless Black



4-Lite Narrow Middle
Shown: Cord



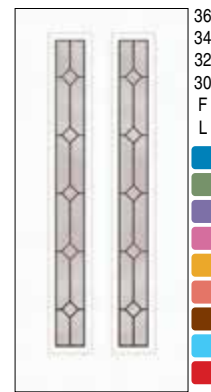
3-Lite Narrow Middle
Shown: Hammered in
painted Burnt Cranberry



1-Lite Left
Shown: Cord



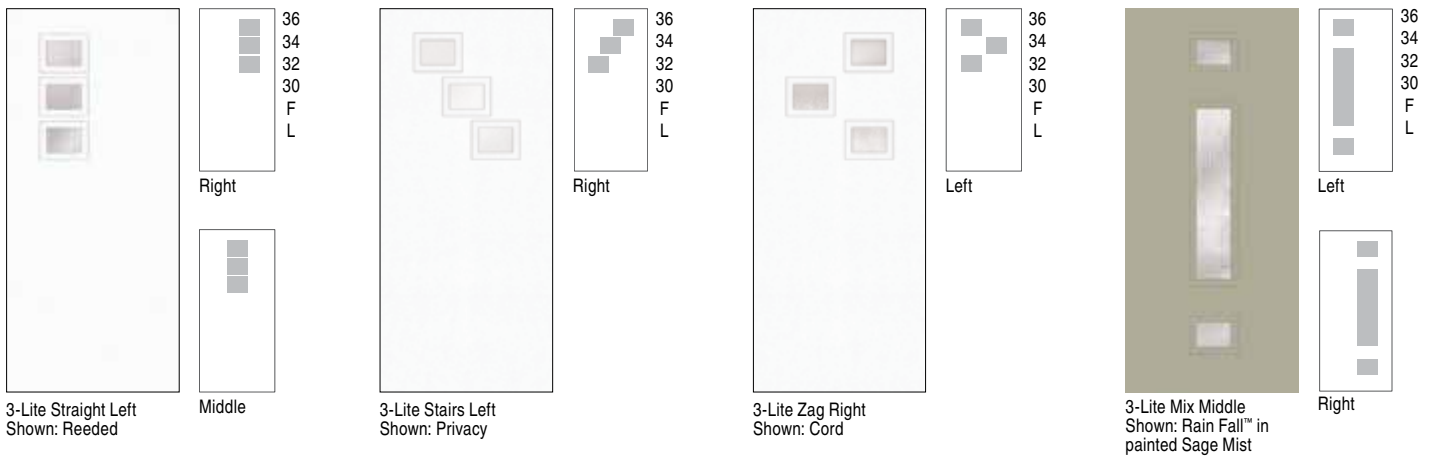
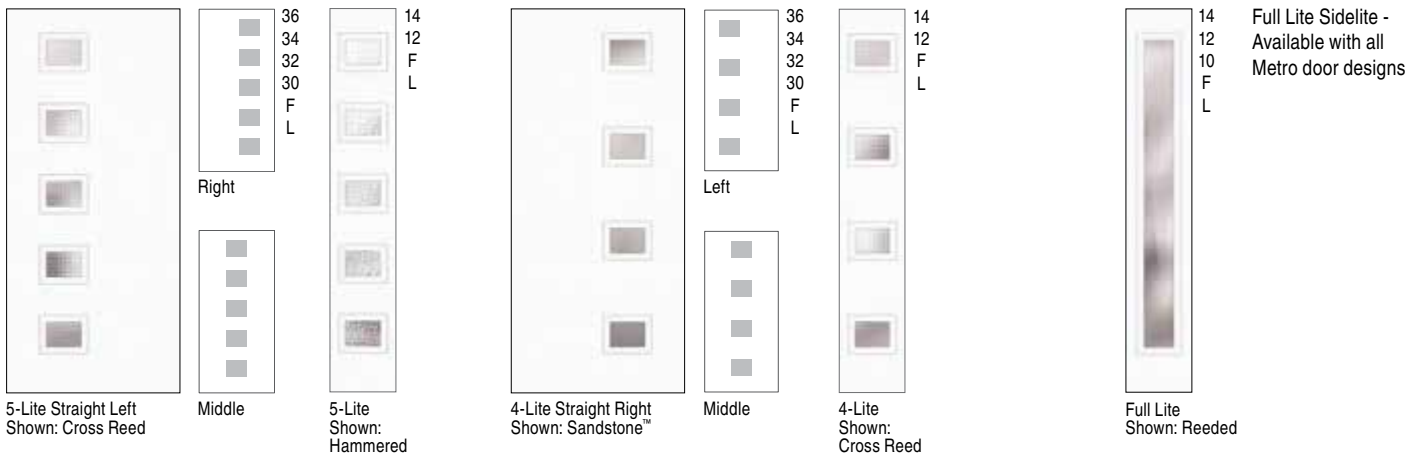
Middle



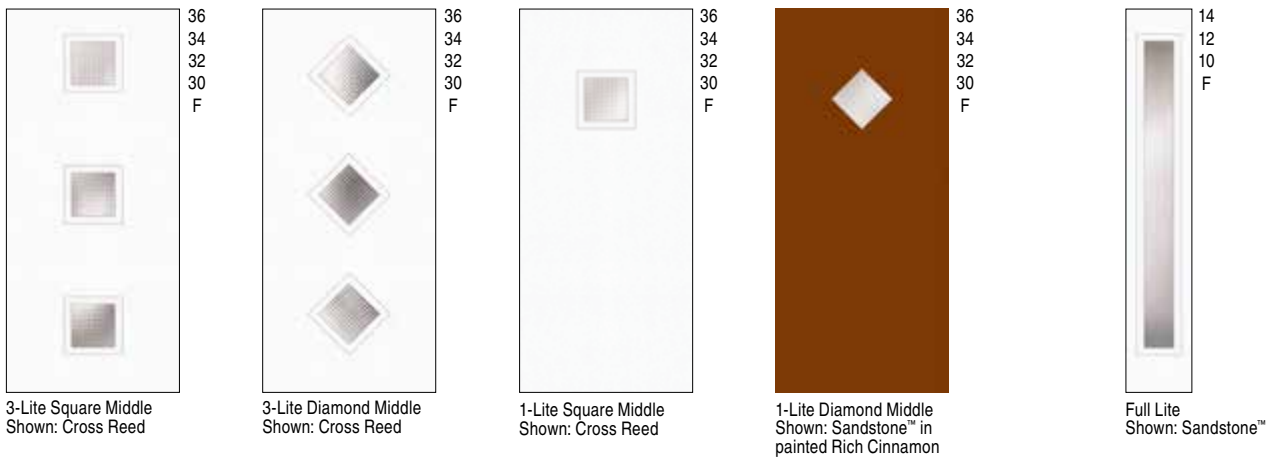
2-Lite Twin
Shown: San Angelo™



Full Lite
Shown: Cord



Above doors available with Obscure and Clear glass options:



Above doors available with Sandstone™, Cross Reed, and Privacy glass options:

Additional styles and patterns may be available in the future.

OBSCURE

TRIPLE PANE

Privacy Rating – PR

Styles & Finishes

TEAK	OAK
Cocoa	Ash
Painted White	Light#
	Medium
	Walnut
MAHOGANY/ COTTAGE	SMOOTH
Cherry	Unfinished
Chocolate	
Chestnut	
Honey*	
Painted White*	

*Cottage Mahogany only
#Limited availability



TEAK WOODGRAIN - LIGHTHOUSE™ Shown: Privacy

All door heights shown 6'8" | Widths shown next to door

8'0" height options available, see pages 59-63

See page 4 for door finish and panel profile availability

Glass Collection Details booklet available on our website in the Resources section.

MAHOGANY WOODGRAIN Shown: Privacy

- ▲ 7'0" height option available as 36" width door / 14" sidelite in Unfinished Oak
- Unfinished option also available: Ready to paint (Teak and Mahogany); Ready to stain or paint (Oak)

Dentil shelf option available

SDL options available, see pages 46-49

IMPACT options available, see pages 54-58

34" Door Width Availability
Teak doors available in Cocoa finish only
Mahogany doors available in Chestnut finish only

COTTAGE MAHOGANY

MAHOGANY EXTERNAL GRILLE CRAFTSMAN Shown: Privacy

MAHOGANY WOODGRAIN COTTAGE MAHOGANY

CUSTOM PAINT OPTIONS
See page 5

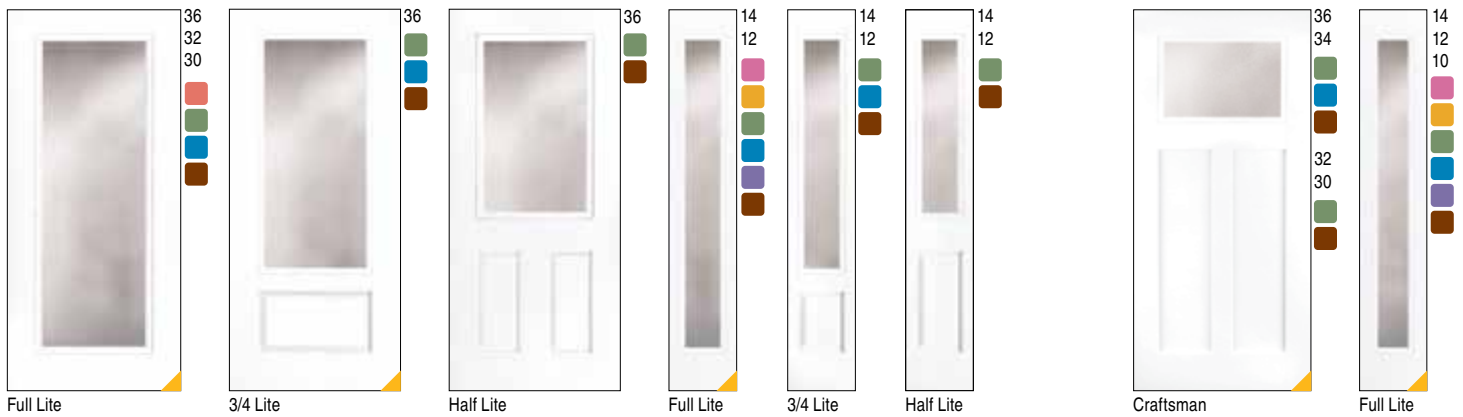
OAK WOODGRAIN Shown: Privacy



SMOOTH Shown: Sandstone™



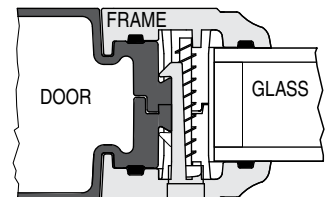
SMOOTH FLUSH GLAZE Shown: Sandstone™



RECTANGULAR TRANSOMS Height 12 & 14-3/4



Feather River offers ENERGY STAR certified door models in all 50 states. See pages 8-9.

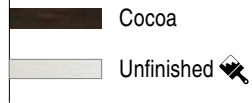


Flush Glaze Glass Frame


SIMULATED DIVIDED LITES (SDL)

Styles & Finishes

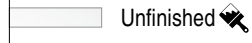
TEAK



MAHOGANY/ COTTAGE



SMOOTH



*Cottage Mahogany only

All door heights shown 6'8" | Widths shown next to door

8'0" height options available, see pages 59-63

See page 4 for door finish and panel profile availability

- Unfinished option also available: Ready to paint (Teak and Mahogany)

- ◆ Dentil shelf option available

- ✗ 34" Door Width Availability

Teak door available in Cocoa finish only

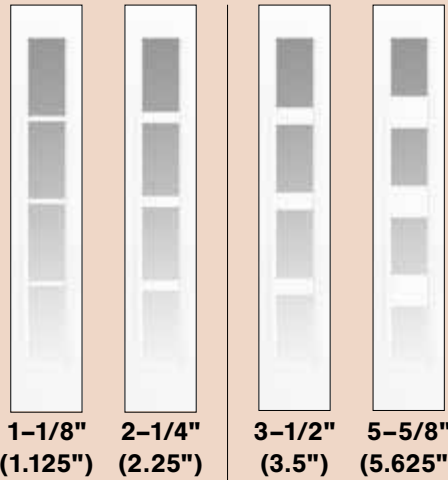
Mahogany door available in Chestnut finish only

CUSTOM PAINT OPTIONS
See page 5

Feather River offers ENERGY STAR certified door models in all 50 states. See pages 8-9.



SDL FEATURES



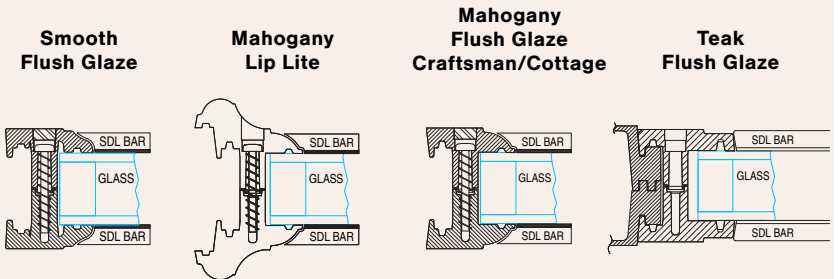
Bar profile for above widths

Bar profile for above widths

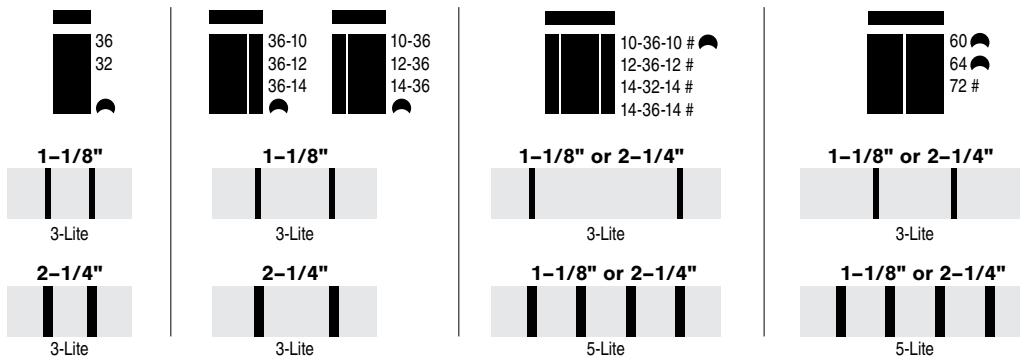


- SDL bars are applied to both exterior and interior of glass
- SDL bars are non-removable
- SDL bar finish color and texture matches door
- All door and glass shown are also available without SDL bars
- All obscure glass options are triple pane

FRAME PROFILES (Cross Section)



RECTANGULAR TRANSOMS









Heights 12 & 14-3/4 unless otherwise noted
● 12 height only


■ # Privacy glass also available 12" height only

SMOOTH FLUSH GLAZE 

FULL LITE
Colonial
Grille Options:
1-1/8" (shown)
2-1/4"










36
32
30




4-Lite

FULL LITE
Horizontal
Grille Options:
2-1/4"
3-1/2" (shown)
5-5/8"







36
32
30




4-Lite

3/4 LITE
Colonial
Grille Options:
1-1/8"
2-1/4" (shown)








36




4-Lite

3/4 LITE
Horizontal
Grille Options:
2-1/4"
3-1/2" (shown)








36




4-Lite

HALF LITE
Colonial
Grille Options:
1-1/8" (shown)
2-1/4"









36
32




4-Lite

FULL LITE
Horizontal
Grille Options:
1-1/8"
2-1/4"
3-1/2" (shown)
5-5/8"









14
12




5-Lite

3/4 LITE
Horizontal
Grille Options:
1-1/8"
2-1/4" (shown)
3-1/2"



14
12




4-Lite

2-1/4" &
3-1/2" only

HALF LITE
Horizontal
Grille Options:
1-1/8" (shown)
2-1/4"








14
12




3-Lite

CRAFTSMAN
Colonial and Vertical
Grille Options:
1-1/8"
2-1/4" (shown)










36
34
32
30




6-Lite Colonial

FULL LITE
Horizontal
Vertical
Grille Options:
1-1/8"
2-1/4"
3-1/2" (shown)
5-5/8"

14
12
10



5-Lite

SIMULATED DIVIDED LITES (SDL)

MAHOGANY WOODGRAIN

3/4 LITE
Colonial
Grille Options:
1-1/8" (shown)
2-1/4"

4-Lite 6-Lite 9-Lite 36

3/4 LITE
Horizontal
Grille Options:
2-1/4"
3-1/2" (shown)

4-Lite 3-Lite 2-Lite 36

CRAFTSMAN
Colonial and Vertical
Grille Options:
1-1/8"
2-1/4" (shown)

6-Lite Colonial 4-Lite Colonial 3-Lite Vertical 2-Lite Vertical 36 32 34 x 30

COTTAGE CRAFTSMAN
Colonial and Vertical
Grille Options:
1-1/8"
2-1/4" (shown)

6-Lite Colonial 4-Lite Colonial 3-Lite Vertical 2-Lite Vertical 36

FULL LITE
Horizontal Grille
Options:
1-1/8" (shown)
2-1/4"
3-1/2"
5-5/8" (12" & 10" only)

5-Lite 4-Lite 3-Lite 2-Lite 14 12 10

3/4 LITE
Horizontal Grille
Options:
1-1/8"
2-1/4"
3-1/2" (shown)

4-Lite 3-Lite 2-Lite 14 12 10

2-1/4" &
3-1/2" only

CRAFTSMAN
Horizontal Grille
Options:
1-1/8"
2-1/4" (shown)

2-Lite 14

TEAK WOODGRAIN - LIGHTHOUSE™

CRAFTSMAN
Colonial and Vertical
Grille Options:
1-1/8" (shown)
2-1/4"

6-Lite Colonial 4-Lite Colonial 3-Lite Vertical 2-Lite Vertical 36 34 x

FULL LITE
Horizontal
Grille Options:
1-1/8" (shown)
2-1/4"
3-1/2"
5-5/8"

5-Lite 4-Lite 3-Lite 2-Lite 14 12

CLEAR LITES

MINI BLINDS LOW-E

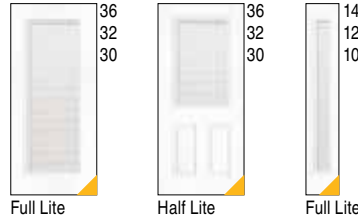
MAHOGANY WOODGRAIN



OAK WOODGRAIN



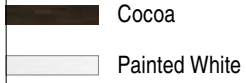
SMOOTH



Dual Function: -Raise/Lower and Tilt
-Single Operator

Styles & Finishes

TEAK



OAK



MAHOGANY/ COTTAGE



SMOOTH



*Cottage Mahogany only
#Limited availability

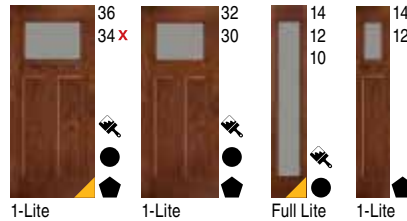
All door heights shown 6'8" | Widths shown next to door

8'0" height options available, see pages 59-63

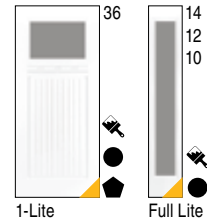
See page 4 for door finish and panel profile availability

MAHOGANY CRAFTSMAN LOW-E

MAHOGANY WOODGRAIN



COTTAGE MAHOGANY



▲ 7'0" height option available as 36" width door / 14" sidelite in Unfinished Oak

● Unfinished option also available: Ready to paint (Teak and Mahogany); Ready to stain or paint (Oak)

◆ Dentil shelf option available

✘ SDL options available, see pages 46-49

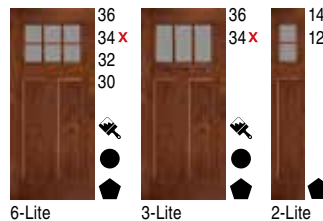
▲ IMPACT options available, see pages 54-58

✘ 34" Door Width Availability

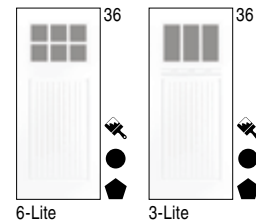
Teak doors available in Cocoa finish only
Mahogany doors available in Chestnut finish only
Oak doors available in Medium and Walnut finishes only

MAHOGANY EXTERNAL GRILLE CRAFTSMAN**

MAHOGANY WOODGRAIN



COTTAGE MAHOGANY



Grille Detail

Note: Bronze spacer and shadow bars will come standard on all doors with the 3-Lite or 6-Lite Grille profile along with the 2-Lite Sidelite.

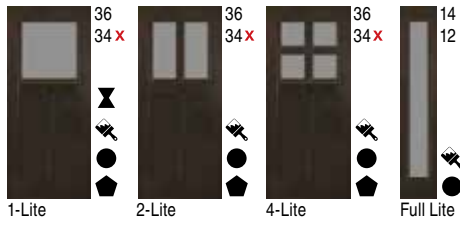
CUSTOM PAINT OPTIONS
See page 5

Feather River offers ENERGY STAR certified door models in all 50 states. See pages 8-9.

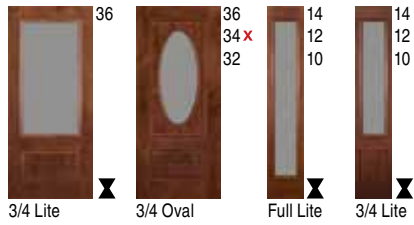
**Glass is not Low-E

CLEAR GLASS LOW-E

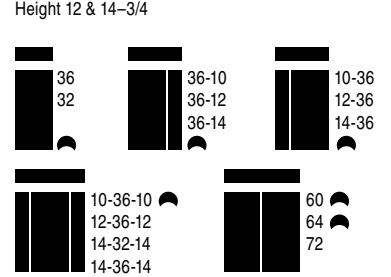
TEAK WOODGRAIN - LIGHTHOUSE™



MAHOGANY WOODGRAIN

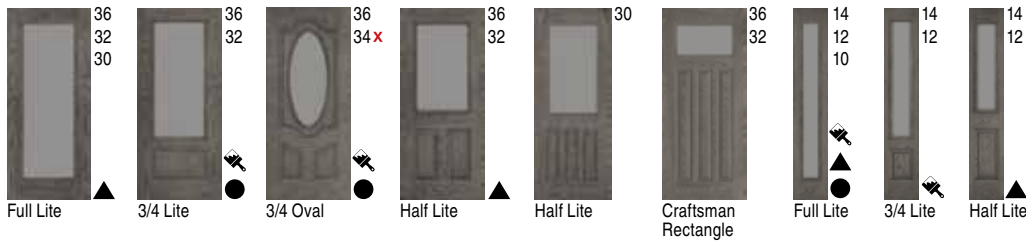


RECTANGULAR TRANSOMS



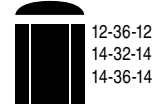
12 height only

OAK WOODGRAIN

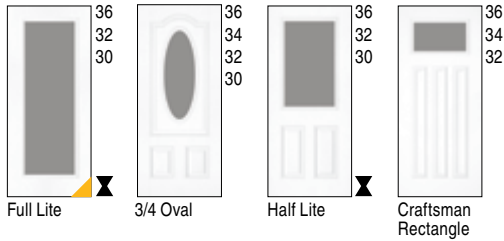


ELLIPTICAL TRANSOMS

Height 14-3/4



SMOOTH



SMOOTH CRAFTSMAN

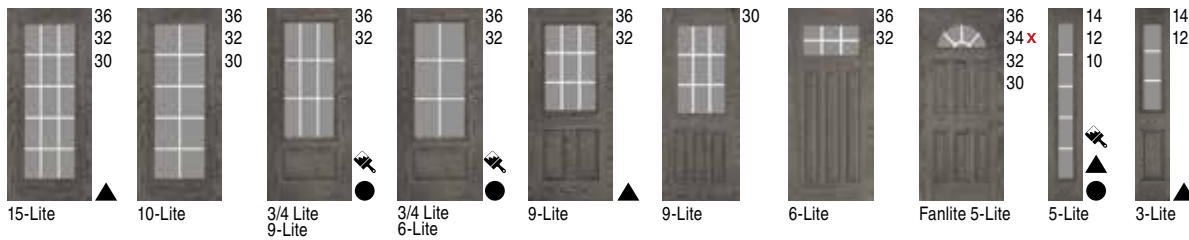


More Clear Glass options are available in our Metro™ Collection – See pages 42-43

*Glass is not Low-E

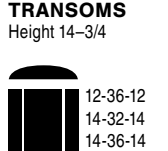
INTERNAL GRILLE (GBG) LOW-E

OAK WOODGRAIN

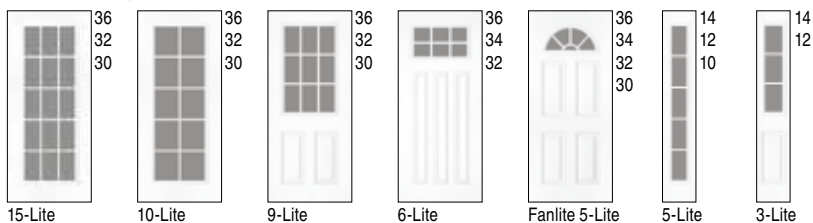


Contour Grille Only

ELLIPTICAL TRANSOMS

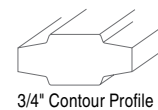


SMOOTH



GRILLE OPTIONS

White Internal Grille Only



VENT LITES & PET DOORS

Styles & Finishes

SMOOTH

 Unfinished

All door heights shown 6'8" | Widths shown next to door

*8'0" height option available in 36" width only, see page 63

Pet Doors Available in 36", 34", 32", 30" door widths.

Half Lite or Twin Lite glass designs and widths available depend on glass shown in the brochure.

AIR-SEAL PET DOOR FEATURES:

- Maximum energy efficiency
- Spring-loaded locking slide for one-handed use
- Low maintenance and durability

ORIGINAL PET DOOR FEATURES:

- Minimum energy efficiency
- Flexible vinyl flap with patented edges that won't warp from use or extreme temperatures
- Floating bottom threshold for perfect seal every time
- Lock-out slide to keep your Ideal Pet out of mischief when unsupervised

Pet Doors carry a 1-Year Manufacturer Warranty from Ideal Pet Products. For more detailed information visit www.idealpetproducts.com.

Feather River will not be responsible for warranties associated with the pet door product.

VENT LITES LOW-E

SMOOTH



Full Lite*



Half Lite



Locking Latch



Window Handle For Easy Operation



Ergonomic Vent Handles

PET DOORS

SMOOTH



Half Lite shown with Sandstone™ glass



Twin Half Lite shown with Preston® glass



AIR-SEAL



(Outside)



(Inside)

ORIGINAL



(Outside)

TYPE	PET DOOR FLAP SIZE	RECOMMENDED PET WEIGHT	LOCATION†
Air-Seal Medium	6-5/8" x 11-1/4"	13 to 35 lbs.	4"
Air-Seal Large	10-1/4" x 15-3/4"	36 to 90 lbs.	8"
Original Medium	7" x 11-1/4"	13 to 35 lbs.	4"
Original Large	10-1/2" x 15"	36 to 90 lbs.	8"
Original Extra Large	15" x 20"	91 to 120 lbs.	8"

† Approximate location of install from bottom of door slab to pet door bottom

PANEL DOORS

Styles & Finishes

MAHOGANY WOODGRAIN



6 Panel Ω



2 Panel Plank



1 Panel Plank Ω

Shown w/ round clavos

OAK WOODGRAIN



6 Panel



Craftsman Panel

Pair your panel door with select sidelites



Shown with Preston® glass

SMOOTH



6 Panel



Craftsman Panel



Shown with Brilliant Star™ glass

MAHOGANY



OAK



SMOOTH



#Limited availability

All door heights shown 6'8" | Widths shown next to door

8'0" height options available, see pages 59-63

See page 4 for door finish and panel profile availability

Pair your panel door with select sidelites to better suit your style

1 AND 2 PANEL PLANK OPTIONAL DECORATIVE ACCENTS

Oil Rubbed Bronze



Square Clavos

1-1/2" x 1-1/2"



Round Clavos

1-1/2" x 1-1/2"

Not available with our Fire Rated 2 Panel Plank Door

20-MINUTE FIRE RATED DOORS

Unfinished Only




MAHOGANY WOODGRAIN



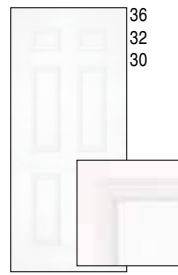
2 Panel Plank

OAK WOODGRAIN



6 Panel

SMOOTH



6 Panel

NOTE: Our Fire Door Embossment is a more traditional design and is different from our Premium Oak Woodgrain and Smooth Door Styles.

NOTE: Doors only available in Single Prehung.

▲ 7'0" height option available as 36" width door in Unfinished Oak

▲ IMPACT options available, see pages 54-58

✗ 32" width 6 Panel Oak Woodgrain door not available in Ash oak finish

Ω Mahogany Availability

6 Panel is available in Cherry, Chocolate and Chestnut only
1 Panel Plank is available in Cherry and Chocolate only

Feather River offers ENERGY STAR certified door models in all 50 states. See pages 8-9.



CUSTOM PAINT OPTIONS

See page 5

IMPACT



DESIGNED TO MEET IMPACT REQUIREMENTS FOR "HVHZ" AREAS IN FLORIDA

Fiberglass Door Panels

- Won't Dent, Rust, Rot, or Crack

Stainless Steel Ball Bearing Hinge

- Helps Reduce Door Sag, Hinge Wear, and Corrosion

Triple-Pane Decorative Glass with Safety Laminated Interior

- Energy Efficient and Impact Resistant

High-Performance, Dual-Fastening Snap-Fit Lite Frame

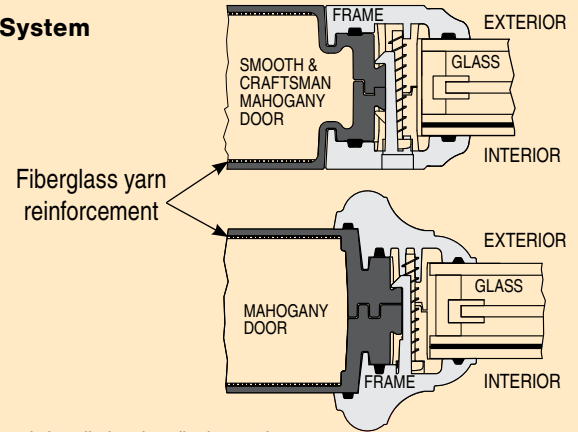
- Premium DP and Impact Performance

High Performance Door and Frame System

- Integrated Door, Frame, and Glass for Superior Performance
- Reinforced Fiberglass Door Skin
- Dual-Fastening Snap-Fit Frame Design
- Safety Laminated Glass Interior / Safety Tempered Exterior
 - Interior: 1/8" x .090PVB x 1/8"

PVC Jamb System with Composite Hi-Dam Bumper Sill

- Helps prevent jamb rot and water damage*



*Maximum protection is achieved only when the door system is installed and caulked properly.

Styles & Finishes – HVHZ

MAHOGANY

- Cherry
- Chestnut
- Painted White*

*Craftsman and 2 Panel Plank only

COTTAGE MAHOGANY

- Painted White

SMOOTH

- Unfinished

See page 4 for door finish and panel profile availability

- ◆ Dentil shelf option available

Feather River offers ENERGY STAR certified door models in all 50 states. See pages 8-9.

Glass designs may vary slightly due to door shape and size

Styles & Finishes – WBD

TEAK

- Cocoa
- Unfinished

MAHOGANY

- Cherry
- Chocolate
- Chestnut
- Painted White*
- Unfinished**

* Craftsman and 2 Panel Plank only

** Craftsman option only

SMOOTH

- Unfinished

COTTAGE MAHOGANY

- Cherry
- Chocolate
- Chestnut
- Honey
- Painted White
- Unfinished

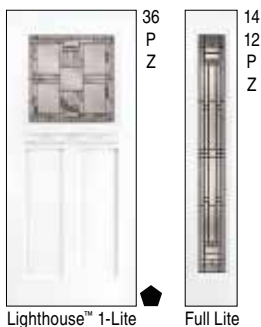
PR = Privacy Rating

Patina – P | Zinc – Z


All door heights shown 6'8" | Widths shown next to door

TEAK WOODGRAIN – WBD RATED ONLY

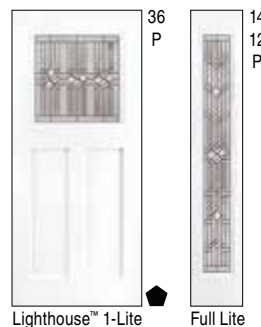
PRESTON® PR 7




CLARKSTON™ PR 8



FAIRVIEW™ PR 8



OBSCURE® & CLEAR



- PRIVACY PR 9
- CORD PR 8
- SANDSTONE™ PR 8
- CLEAR LOW-E PR 1

Cord shown above

Triple Pane

FLORIDA BUILDING CODE: TESTING INFORMATION

				6/8 Height			8/0 Height		
	Door Type	Zone	Swing	Single	Single w/ Sidelite(s)	Double	Single	Single w/ Sidelite(s)	Double
	Panel / Opaque	HVHZ Impact	Outswing	FL# 20867.2	FL# 20867.2	FL# 20867.2	FL# 37184.5	FL# 37184.5	FL# 37184.6
			DP Rating	+/- 60	+/- 55	+/- 55	+/- 65		+/- 45
		WBDR Impact	Inswing / Outswing	FL# 37185.3	FL# 37185.3	FL# 37185.4	FL# 25575.13	FL# 25575.13	FL# 25575.14
			DP Rating	+/- 65	+/- 50	+/- 50	+/- 50/45		+/- 45
	Glazed	HVHZ Impact	Outswing	FL# 20867.1	FL# 20867.1	FL# 20867.1	FL# 37184.3	FL# 37184.3	FL# 37184.4
			DP Rating	+/- 60	+/- 55	+/- 55	+/- 50	+/- 50	+/- 45
		WBDR Impact	Inswing / Outswing	FL# 37185.1	FL# 37185.1	FL# 37185.2	FL# 25575.16	FL# 25575.16	FL# 25575.17
			DP Rating	+/- 55	+/- 50	+/- 50	+/- 40/45	+/- 40/45	+/- 40/45

For most up to date Testing and DP Rating information for Feather River product please visit the following:

www.featherriverdoor.com/ Go to Resources/ Exterior Door Performance Data

www.floridabuilding.org/ Go to Product Approval/ Find a Product/ Search Under Trinity Glass International

www.tdi.texas.gov/ Look at Hinged Doors—Fiberglass/ Search Under Trinity Glass International

 Does not meet impact requirements

DP Rating information listed is based on lowest rating, WBDR is for Inswing. Door and Sidelite(s) is for Continuous Head & Sill.

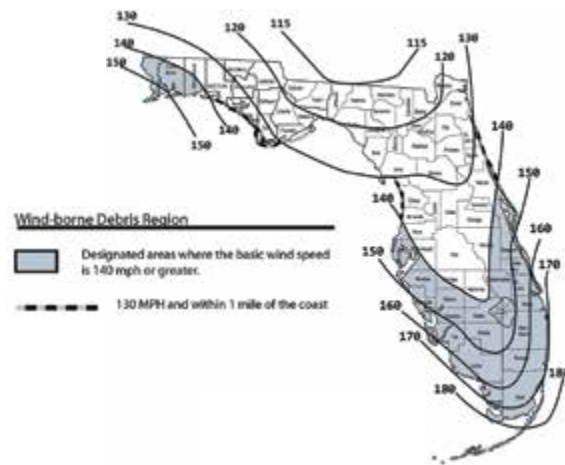
HIGH VELOCITY HURRICANE ZONE (HVHZ)

- Impact Rated Door Slab with Impact Rated Laminated Glass
- Dade and Broward Counties (FL)
- Must comply with specific DP Ratings
- Requires Impact Rated Door and Impact Rated Glass
- Outswing only

WIND BORNE DEBRIS AREA (WBD)

- Regular Non-Impact Door Slab with Impact Rated Laminated Glass
- Areas where wind speeds are 140 mph or 130 mph within 1 mile of coastal area
- Required to meet certain tests
- Inswing and Outswing

Doors will be available in the near future. Testing is ongoing for this program for FL and TX.



WBD: This program may have other door finishes and panel door availability as testing progresses since it uses our regular non-impact slabs with impact rated glass/frame designs shown above.

IMPACT – 6'8" HEIGHT

PR = Privacy Rating

Patina – P | Zinc – Z

◆ Dentil shelf option available

All door heights shown 6'8" | Widths shown next to door

Feather River offers ENERGY STAR certified door models in all 50 states. See pages 8-9.

See page 4 for door finish and panel profile availability

Glass designs may vary slightly due to door shape and size

MAHOGANY WOODGRAIN

SILVERDALE® PR 7



3/4 Oval Full Lite

LAKWOOD® PR 6



3/4 Oval Center Arch* Full Lite

ASHBORNE™ PR 5



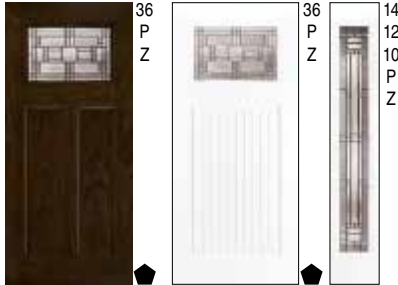
3/4 Oval Full Lite

POMONA® PR 7




3/4 Oval Center Arch* Full Lite

PRESTON® PR 7




Craftsman Cottage Craftsman Full Lite

CLARKSTON™ PR 8



Craftsman Cottage Craftsman Full Lite

DENTON™ PR 8




Craftsman Cottage Craftsman Full Lite

MONROE™ PR 6



Craftsman Cottage Craftsman Full Lite

OBSCURE* & CLEAR Privacy shown below



Craftsman Cottage Craftsman Full Lite

PRIVACY PR 9

CORD PR 8

SANDSTONE™ PR 8

CLEAR LOW-E PR 1

Simulated Divided Lite (SDL) options available on pages 46-49.

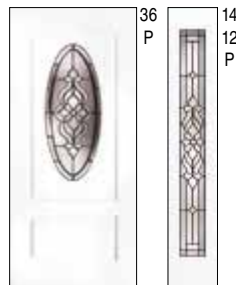
SMOOTH

SILVERDALE® PR 7



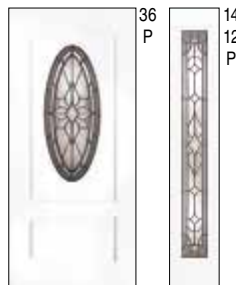
3/4 Oval Full Lite

LAKWOOD® PR 6




3/4 Oval Full Lite

ASHBORNE™ PR 5




3/4 Oval Full Lite

MONROE™ PR 6



Craftsman Full Lite

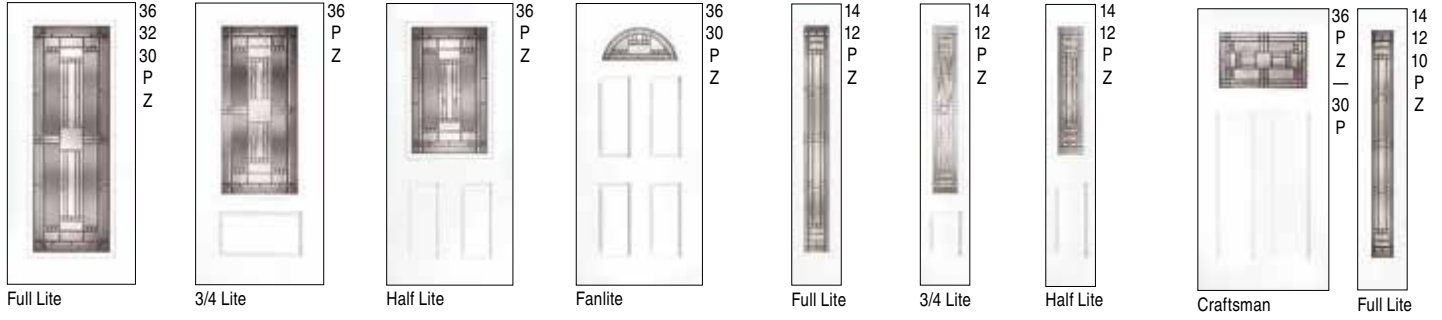
DENTON™ PR 8



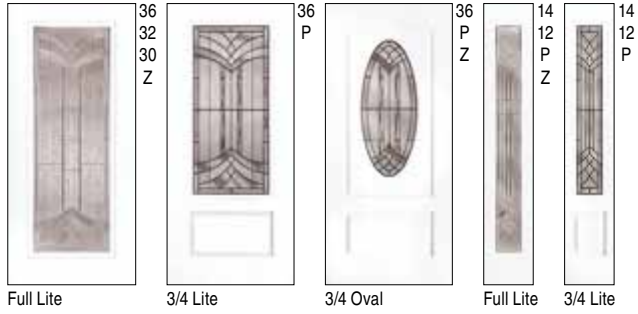
Craftsman Full Lite

SMOOTH

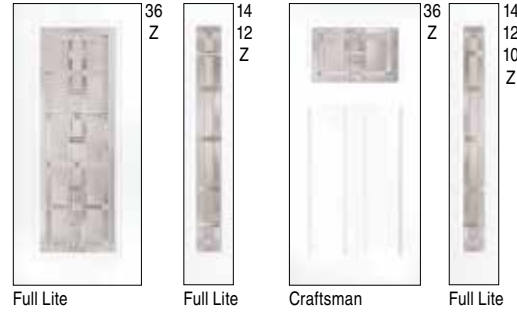
PRESTON® PR 7



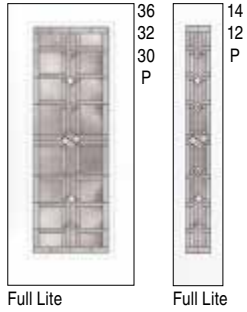
POMONA™ PR 7



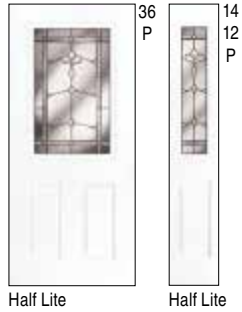
CLARKSTON™ PR 8



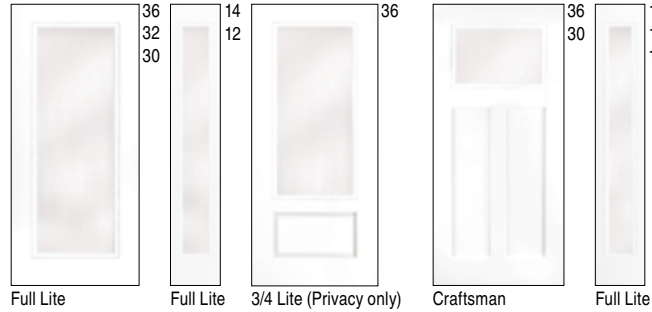
FAIRVIEW™ PR 8



CARMEL™ PR 5




OBSCURE® & CLEAR Privacy shown below



- PRIVACY** PR 9
- CORD** PR 8
- SANDSTONE™** PR 8
- CLEAR LOW-E** PR 1

Simulated Divided Lite (SDL) options available on pages 46-49.

MICRO MINI BLINDS LOW-E




MICRO MINI BLINDS (Dual Operator)

- Raise/Lower function from dual operator
- Laminated impact glass
- Features 3/8" slats vs. 1/2" slats for modern look

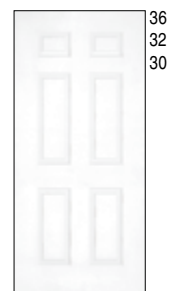
PANEL Pair your panel door with select sidelites to better suit your style

MAHOGANY WOODGRAIN



Pair with:
Any Impact Full Lite Mahogany Sidelite

SMOOTH



Pair with:
Any Impact Half Lite or Full Lite Smooth Sidelite

Triple Pane

† Painted White only

IMPACT – 8'0" HEIGHT

PR = Privacy Rating Patina – P | Zinc – Z

All door heights shown 8'0" | Widths shown next to door







See page 4 for door finish and panel profile availability

◆ Dentil shelf option available

Feather River offers ENERGY STAR certified door models in all 50 states. See pages 8-9.

Glass designs may vary slightly due to door shape and size

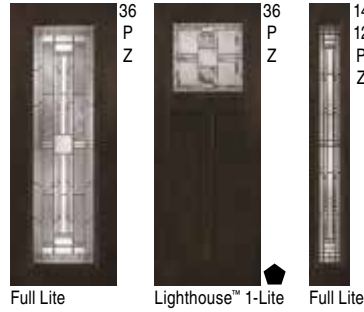
Styles & Finishes – HVHZ

TEAK	MAHOGANY
 Cocoa	 Cherry
 Unfinished	 Chocolate
	 Chestnut
SMOOTH	
 Unfinished	

WBD Options also available

PRESTON® PR 7

TEAK WOODGRAIN



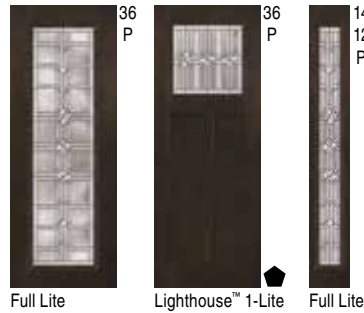
CLARKSTON™ PR 8

TEAK WOODGRAIN



FAIRVIEW™ PR 8

TEAK WOODGRAIN



OBSCURE# & CLEAR

TEAK WOODGRAIN



- PRIVACY** PR 9
- CORD** PR 8
- SANDSTONE™** PR 8
- CLEAR LOW-E** PR 1


Sandstone™ shown above

Other 8'0" Height WBD Panel Options Available

MAHOGANY	OAK
2 Panel Plank (Painted White)	6-Panel (42" & 36") 3-Panel C-Arch

PANEL

MAHOGANY WOODGRAIN



SMOOTH















Triple Pane

8'0" HEIGHT

Privacy Rating – PR

Brass – B | Patina – P | Zinc – Z

Styles & Finishes

<p>TEAK</p> <ul style="list-style-type: none">  Cocoa  Unfinished  <p>OAK</p> <ul style="list-style-type: none">  Ash  Light#  Medium  Walnut 	<p>MAHOGANY</p> <ul style="list-style-type: none">  Cherry  Chocolate  Chestnut <p>SMOOTH</p> <ul style="list-style-type: none">  Unfinished 
--	--

#Limited availability

All doors are available in 36" width

All sidelites are available in 14" width

See page 4 for door finish and panel profile availability


Glass Collection Details booklet available on our website in the Resources section.

Pair select sidelites with panel doors to better suit your style, see page 62

Some decorative door styles may not have a matching sidelite but could pair well with an obscure or clear glass option.

Also available in 12" width, Smooth only

Also available in 12" width

 Dentil shelf option available

Select transoms available, see 6'8" glass collection pages for availability

 **CUSTOM PAINT OPTIONS**
See page 5

Feather River offers ENERGY STAR certified door models in all 50 states. See pages 8-9.

SILVERDALE® PR 7

TEAK WOODGRAIN



Full Lite

OAK WOODGRAIN



3/4 Lite (42" width)



3/4 Oval

SMOOTH & OAK WOODGRAIN



Full Lite



3/4 Lite

MAHOGANY WOODGRAIN



Half Lite



Center Arch



Center Arch



Half Lite



Half Lite

PHOENIX™ PR 8

TEAK WOODGRAIN



Lighthouse™ 1-Lite

MAHOGANY WOODGRAIN



Half Lite

SMOOTH & OAK



Half Lite

SENA™ PR 8

TEAK WOODGRAIN



Lighthouse™ 1-Lite



Full Lite

MONROE™ PR 6

MAHOGANY WOODGRAIN



Half Lite

SMOOTH & OAK



Half Lite

FLEUR DE LIS PR 7

TEAK WOODGRAIN



Lighthouse™ 1-Lite

MAHOGANY WOODGRAIN



Half Lite

Glass designs may vary slightly due to door shape and size

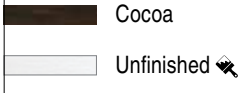
8'0" HEIGHT

Privacy Rating – PR

Patina – P | Zinc – Z
Wrought Iron – W

Styles & Finishes


TEAK



MAHOGANY



OAK



SMOOTH



#Limited availability

All doors are available in 36" width

All sidelites are available in 14" width

See page 4 for door finish and panel profile availability

Glass Collection Details booklet available on our website in the Resources section.

Pair select sidelites with panel doors to better suit your style, see page 62

Some decorative door styles may not have a matching sidelite but could pair well with an obscure or clear glass option.

■ Also available in 12" width, Smooth only

□ Also available in 12" width

◆ Dentil shelf option available

▲ IMPACT rated option, see page 54 for information

Select transoms available, see 6'8" glass collection pages for availability



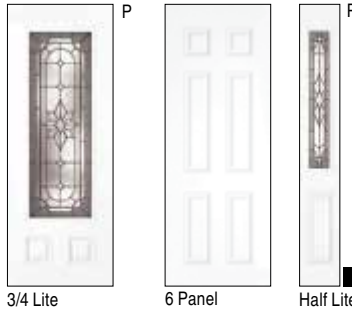
CUSTOM PAINT OPTIONS

See page 5

Feather River offers ENERGY STAR certified door models in all 50 states. See pages 8-9.

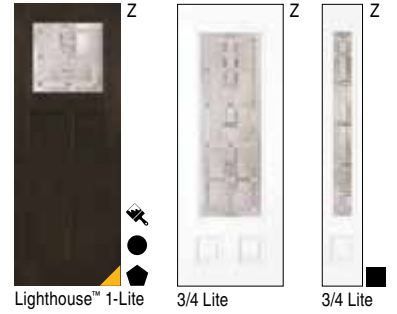
ASHBORNE™ PR 5

SMOOTH & OAK WOODGRAIN



CLARKSTON™ PR 8

TEAK WOODGRAIN & SMOOTH & OAK WOODGRAIN



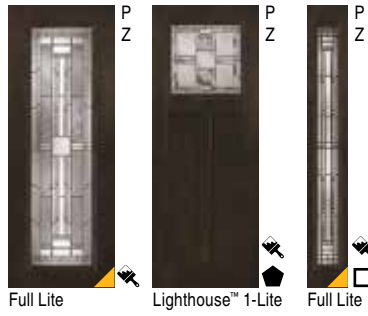
POMONA™ PR 7

OAK WOODGRAIN & SMOOTH & OAK WOODGRAIN



PRESTON® PR 7

TEAK WOODGRAIN



MAHOGANY WOODGRAIN



STAR PR 7

TEAK WOODGRAIN



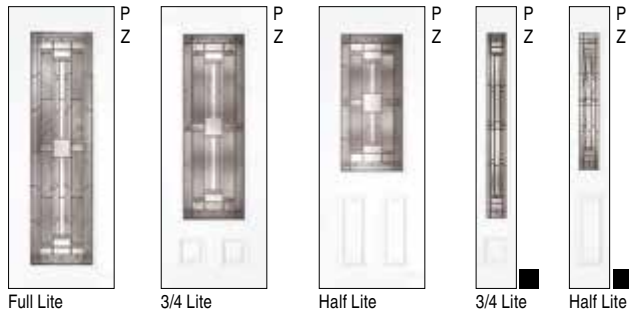
MAHOGANY WOODGRAIN




OAK WOODGRAIN



SMOOTH & OAK WOODGRAIN



SMOOTH & OAK WOODGRAIN



LAKWOOD® PR 6

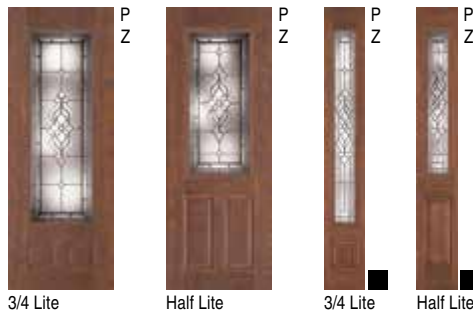
MAHOGANY WOODGRAIN



OAK WOODGRAIN



SMOOTH & OAK WOODGRAIN



TORINO™ PR 8

MAHOGANY WOODGRAIN



SMOOTH & OAK




BELLANTE™

PR 8

MAHOGANY WOODGRAIN



SMOOTH & OAK



MARCELLO™

PR 8


MAHOGANY WOODGRAIN



SAN ANGELO™

PR 8

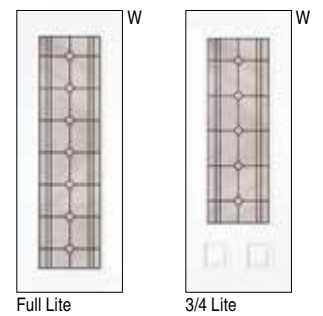
TEAK WOODGRAIN



MAHOGANY WOODGRAIN



SMOOTH & OAK WOODGRAIN



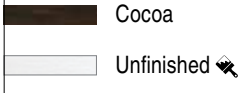
8'0" HEIGHT

Privacy Rating – PR

Brass – B | Patina – P | Zinc – Z

Styles & Finishes


TEAK



MAHOGANY



OAK



SMOOTH



#Limited availability

All doors are available in 36" width

All sidelites are available in 14" width

See page 4 for door finish and panel profile availability

Glass Collection Details booklet available on our website in the Resources section.

■ Also available in 12" width, Smooth only

□ Also available in 12" width

◆ Dentil shelf option available

✕ SDL options available, see pages 52-55

◆ Clavos options available, see page 53

▲ IMPACT rated option, see page 54 for information

◀◀ Mahogany 2 Panel Plank is also available in Painted White

Select transoms available, see 6'8" glass collection pages for availability



Feather River offers ENERGY STAR certified door models in all 50 states. See pages 8-9.

KINCAID™

PR 8

SMOOTH & OAK




3/4 Lite

SAPPHIRE™

PR 7

SMOOTH & OAK




3/4 Lite

MISSION POINTE™

PR 8

SMOOTH & OAK



3/4 Lite

BRILLIANT STAR™

PR 6

TEAK WOODGRAIN



Lighthouse™ 1-Lite

COSMOPOLIS™

PR 5

SMOOTH & OAK



3/4 Lite

RIDGWAY™

PR 8

SMOOTH & OAK



3/4 Lite

BEVEL

PR 1

SMOOTH & OAK



3/4 Lite 15-Lite

WILLOW BROOK™

PR 7

MAHOGANY WOODGRAIN



Half Lite

Some decorative door styles may not have a matching sidelite but could pair well with an obscure or clear glass option.

PANEL Pair your panel door with select sidelites to better suit your style

MAHOGANY WOODGRAIN



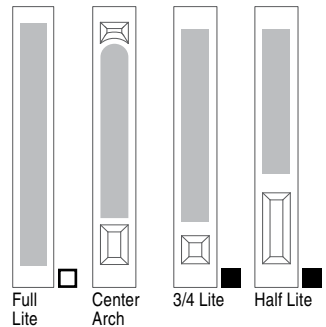
2 Panel Plank

Shown w/ round clavos



6 Panel

Pair with:
Any 8' Full Lite
Mahogany Sidelite



OAK WOODGRAIN



3 Panel

Pair with:
Any 8' 3/4 Lite
Oak Sidelite

Also Available:
Fleur De Lis
Monroe™
Sena™



Center Arch Panel

Pair with:
Any 8' Center
Arch Oak
Sidelite

SMOOTH & OAK




6 Panel*

Pair with:
Any 8' Half Lite Oak
or Smooth Sidelite

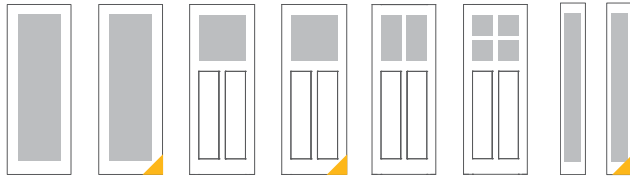
Also Available:
Medina®
Star

*6 Panel oak also available in 42" width

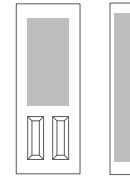
OBSCURE[†] & CLEAR LITES



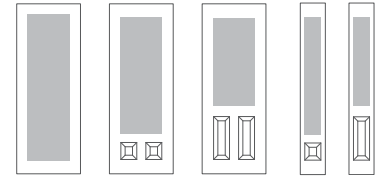
TEAK WOODGRAIN



MAHOGANY WOODGRAIN



OAK WOODGRAIN & SMOOTH




	✕	✕	✕	✕	✕	✕	✕	✕	✕	✕	Smooth doors only	■	■
CORD	✓	✓	✓	✓	✓	✓	✓	✓		✓		✓	✓
PRIVACY	✓	✓	✓	✓	✓	✓	✓	✓	✓	✓	✓	✓	✓
SANDSTONE™	✓	✓	✓	✓	✓	✓	✓	✓	✓	✓	✓	✓	✓
CROSS REED	✓						✓		✓	✓			
HAMMERED			✓		✓	✓	✓		✓				✓
REEDED							✓		✓				
RAIN FALL™							✓		✓				
CLEAR LOW-E	✓		✓	✓	✓	✓	✓	✓	✓	✓	✓	✓	✓
GBG LOW-E											✓	✓	✓
MINI BLIND LOW-E	✓	✓					✓	✓	✓	✓	✓	✓	✓
VENT LITE LOW-E											✓		

✓ 9-Lite and 6-Lite Available. Contour Grille Only

SMOOTH METRO™

Glass frames available:
lip lite or flat frame

See page 42 for details



Flat frame only

CORD	✓	✓	✓	✓		✓	✓	✓	✓	✓	✓	✓	✓
PRIVACY	✓	✓	✓	✓	✓	✓	✓	✓	✓	✓	✓	✓	✓
SANDSTONE™	✓	✓	✓	✓	✓	✓	✓	✓	✓	✓	✓	✓	✓
CROSS REED	✓	✓	✓	✓	✓ [^]	✓	✓	✓	✓	✓	✓	✓	✓
HAMMERED	✓	✓	✓	✓			✓	✓	✓	✓	✓	✓	✓
REEDED	✓	✓	✓	✓			✓	✓	✓	✓	✓	✓	✓
RAIN FALL™	✓	✓	✓	✓			✓	✓	✓	✓	✓	✓	✓
CLEAR	✓	✓	✓	✓			✓	✓	✓	✓	✓	✓	✓
DECORATIVE	✓ ^{**}												

[^] Glass orientation changes in Diamond shape door lites

^{**} Preston[®] Patina & Zinc, Phoenix[™] Patina, Sena[™] Patina, Monroe[™] Zinc, Mission Pointe[™] Zinc and Rochester[™] Patina.

[†] Triple pane

Customer Service: 800-375-8120
Monday–Friday, 5:30 am to 5:00 pm (PST)

Order Assistance: 800-375-8120

Email: info@featherriverdoor.com

Warranty Tech Line: 888-533-2843

Warranty and Installation Instructions
can be found in the Resources section
of our website

featherriverdoors.com

